



**PERALTA COMMUNITY
COLLEGE DISTRICT**

ANNUAL FINANCIAL REPORT

JUNE 30, 2017

PERALTA COMMUNITY COLLEGE DISTRICT

TABLE OF CONTENTS JUNE 30, 2017

FINANCIAL SECTION

| | |
|--|----|
| Independent Auditor's Report | 2 |
| Management's Discussion and Analysis | 5 |
| Basic Financial Statements - Primary Government | |
| Statement of Net Position | 16 |
| Statement of Revenues, Expenses, and Changes in Net Position | 18 |
| Statement of Cash Flows | 19 |
| Fiduciary Funds | |
| Statement of Net Position | 21 |
| Statement of Changes in Net Position | 22 |
| Notes to Financial Statements | 23 |

REQUIRED SUPPLEMENTARY INFORMATION

| | |
|---|----|
| Schedule of Other Postemployment Benefits (OPEB) Funding Progress | 68 |
| Schedule of the District's Proportionate Share of the Net Pension Liability | 69 |
| Schedule of District Contributions | 70 |
| Note to Required Supplementary Information | 71 |

SUPPLEMENTARY INFORMATION

| | |
|--|----|
| District Organization | 73 |
| Schedule of Expenditures of Federal Awards | 74 |
| Schedule of Expenditures of State Awards | 76 |
| Schedule of Workload Measures for State General Apportionment Annual (Actual) Attendance | 77 |
| Reconciliation of <i>Education Code</i> Section 84362 (50 Percent Law) Calculation | 78 |
| Reconciliation of Annual Financial and Budget Report (CCFS-311) With Audited Fund Balance | 81 |
| Proposition 30 Education Protection Act (EPA) Expenditure Report | 82 |
| Reconciliation of Governmental Funds to the Statement of Net Position | 83 |
| Note to Supplementary Information | 85 |

INDEPENDENT AUDITOR'S REPORTS

| | |
|---|----|
| Report on Internal Control Over Financial Reporting and on Compliance and Other Matters Based on an Audit of Financial Statements Performed in Accordance With <i>Government Auditing Standards</i> | 88 |
| Report on Compliance for Each Major Program and on Internal Control Over Compliance Required by the Uniform Guidance | 90 |
| Report on State Compliance | 92 |

SCHEDULE OF FINDINGS AND QUESTIONED COSTS

| | |
|--|-----|
| Summary of Auditor's Results | 96 |
| Financial Statement Findings and Recommendations | 97 |
| Federal Awards Findings and Questioned Costs | 99 |
| State Awards Findings and Questioned Costs | 100 |
| Summary Schedule of Prior Audit Findings | 102 |

FINANCIAL SECTION



VAVRINEK, TRINE, DAY & CO., LLP
Certified Public Accountants

VALUE THE *difference*

INDEPENDENT AUDITOR'S REPORT

Board of Trustees
Peralta Community College District
Oakland, California

Report on the Financial Statements

We have audited the accompanying financial statements of the business-type activities and the aggregate remaining fund information of Peralta Community College District (the District) as of and for the year ended June 30, 2017, and the related notes to the financial statements, which collectively comprise the District's basic financial statements as listed in the Table of Contents.

Management's Responsibility for the Financial Statements

Management is responsible for the preparation and fair presentation of these financial statements in accordance with accounting principles generally accepted in the United States of America; this includes the design, implementation, and maintenance of internal control relevant to the preparation and fair presentation of financial statements that are free from material misstatements, whether due to fraud or error.

Auditor's Responsibility

Our responsibility is to express an opinion on these financial statements based on our audit. We conducted our audit in accordance with auditing standards generally accepted in the United States of America and the standards applicable to financial audits contained in *Government Auditing Standards*, issued by the Comptroller General of the United States, and the 2016-2017 *Contracted District Audit Manual*, issued by the California Community Colleges Chancellor's Office. Those standards require that we plan and perform the audit to obtain reasonable assurance about whether the financial statements are free from material misstatement.

An audit involves performing procedures to obtain audit evidence about the amounts and disclosures in the financial statements. The procedures selected depend on the auditor's judgment, including the assessment of the risks of material misstatement of the financial statements, whether due to fraud or error. In making those risk assessments, the auditor considers internal control relevant to the District's preparation and fair presentation of the financial statements in order to design audit procedures that are appropriate in the circumstances, but not for the purpose of expressing an opinion on the effectiveness of the District's internal control. Accordingly, we express no such opinion. An audit also includes evaluating the appropriateness of accounting policies used and the reasonableness of significant accounting estimates made by management, as well as evaluating the overall presentation of the financial statements.

We believe the audit evidence we have obtained is sufficient and appropriate to provide a basis for our audit opinion.

Opinion

In our opinion, the financial statements referred to above present fairly, in all material respects, the respective financial position of the business-type activities and the aggregate remaining fund information of the District as of June 30, 2017, and the respective changes in financial position and cash flows thereof for the year then ended in accordance with accounting principles generally accepted in the United States of America.

Emphasis of Matter - Change in Accounting Principles

As discussed in Note 17 to the financial statements, the accompanying financial statements reflect a certain change as a result of a correction to the beginning student receivables balance as of July 1, 2016. This change required a restatement of the beginning net position of the District. Our opinion was not modified with respect to this matter.

Other Matters

Required Supplementary Information

Accounting principles generally accepted in the United States of America require the Management's Discussion and Analysis on pages 5 through 15 and the Other Required Supplementary Information listed in the Table of Contents to be presented to supplement the basic financial statements. Such information, although not a part of the basic financial statements, is required by the Governmental Accounting Standards Board, who considers it to be an essential part of financial reporting for placing the basic financial statements in an appropriate operational, economic, or historical context. We have applied certain limited procedures to the required supplementary information in accordance with auditing standards generally accepted in the United States of America, which consisted of inquiries of management about the methods of preparing the information and comparing the information for consistency with management's responses to our inquiries, the basic financial statements, and other knowledge we obtained during our audit of the basic financial statements. We do not express an opinion or provide any assurance on the information because the limited procedures do not provide us with sufficient evidence to express an opinion or provide any assurance.

Other Information

Our audit was conducted for the purpose of forming opinions on the financial statements that collectively comprise the District's basic financial statements. The accompanying supplementary information listed in the Table of Contents, including the Schedule of Expenditures of Federal Awards, as required by Title 2 U.S. Code of Federal Regulations (CFR) Part 200, *Uniform Administrative Requirements, Cost Principles, and Audit Requirements for Federal Awards* (Uniform Guidance), and other supplementary information as listed in the Table of Contents are presented for purposes of additional analysis and is not a required part of the basic financial statements.

The accompanying supplementary information is the responsibility of management and was derived from and relates directly to the underlying accounting and other records used to prepare the basic financial statements. Such information has been subjected to the auditing procedures applied in the audit of the basic financial statements and certain additional procedures, including comparing and reconciling such information directly to the underlying accounting and other records used to prepare the basic financial statements or to the basic financial statements themselves, and other additional procedures in accordance with auditing standards generally accepted in the United States of America. In our opinion, the accompanying supplementary information is fairly stated, in all material respects, in relation to the basic financial statements as a whole.

Other Reporting Required by *Government Auditing Standards*

In accordance with *Government Auditing Standards*, we have also issued our report dated December 22, 2017, on our consideration of the District's internal control over financial reporting and on our tests of its compliance with certain provisions of laws, regulations, contracts, grant agreements, and other matters. The purpose of that report is solely to describe the scope of our testing of internal control over financial reporting and compliance and the results of that testing, and not to provide an opinion on the effectiveness of the District's internal control over financial reporting or on compliance. That report is an integral part of an audit performed in accordance with *Government Auditing Standards* in considering the District's internal control over financial reporting and compliance.

Vavineck Tume Day & Co LLP

Rancho Cucamonga, California
December 22, 2017



Peralta Community College District

333 East Eighth Street · Oakland, California 94606 · (510) 466-7200

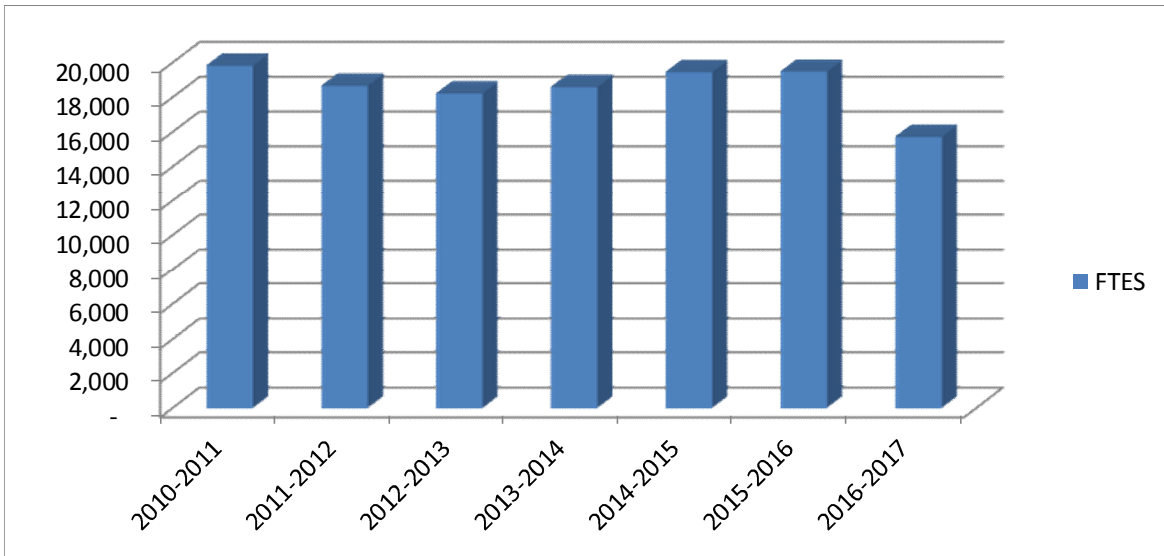
Introduction

The following discussion and analysis provides an overview of the financial position and activities of Peralta Community College District (the District) for the year ended June 30, 2017. The discussion has been prepared by management and should be read in conjunction with the financial statements and notes which follow this section.

The Peralta Community College District was founded in 1964 and serves six cities in the East Bay Area, including Albany, Alameda, Berkeley, Emeryville, Oakland, and Piedmont. The four colleges comprising the District include: Berkeley City College, College of Alameda, Laney College, and Merritt College. The District has a reputation for developing effective approaches to serving the varied interests and needs of its vibrant community. The District serves over 25,000 students a semester, and is one of the top community college districts in California in transferring students into the UC system. Currently, 830 full-time employees and over 1,500 part-time faculty and staff are employed by the District.

Selected Highlights

- The District's primary funding source is based upon apportionment received from the State of California. The primary basis of this apportionment is the calculation of Full-Time Equivalent Students (FTES). During the fiscal year 2016-2017, Peralta Colleges generated 20,384 FTES (including credit and noncredit FTES), as compared to 21,582 in the fiscal year 2015-2016. This represents a 5.55 percent decrease. FTES is generated at the District's four colleges: Berkeley City College, College of Alameda, Laney College, and Merritt College.
- FTES claimed by the District in 2016-2017, 19,528, included utilizing all of summer enrollment/FTES, thereby slightly surpassing the FTES claimed in 2015-2016 of 19,507 which also included prior year summer enrollment.



| | 2010-2011 | 2011-2012 | 2012-2013 | 2013-2014 | 2014-2015 | 2015-2016 | 2016-2017 |
|--------------------------------|-----------|-----------|-----------|-----------|-----------|-----------|-----------|
| Full-Time Equivalent Students | 19,871 | 18,712 | 18,264 | 18,642 | 19,500 | 19,507 | 15,768 |
| Percentage Increase/(Decrease) | | -5.83% | -2.39% | 2.07% | 4.60% | 0.04% | -19.17% |

Berkeley City College • College of Alameda • Laney College • Merritt College

PERALTA COMMUNITY COLLEGE DISTRICT

MANAGEMENT'S DISCUSSION AND ANALYSIS

JUNE 30, 2017

- Unrestricted General Fund revenues for the year were \$138.1 million, a decrease of 4.5 percent from prior year's revenue of \$144.6 million. This was due, in large part, to the base increase community colleges received in the current year.
- Unrestricted General Fund expenditures for the year were \$151.4 million, an increase of 5.9 percent over prior year's expenditures of \$142.9 million.
- The District received approximately \$5.56 million in Student Success and Support Program funding allocated to the four Colleges.
- The District received approximately \$2.4 million in Student Equity funding that was distributed among the four Colleges and the District Office.
- The District received approximately \$3.32 million in one-time Scheduled Maintenance and Instructional Equipment funding that was distributed among the four Colleges and the District Office.
- Medical benefit rates for both employees and retirees increased by zero percent for Kaiser and remained flat for the Self-Insurance plan over the prior year. The District continues to provide retirees who were hired prior to July 1, 2004, with lifetime medical benefits. For employees hired after July 1, 2004, medical benefits upon retirement are provided until age 65 or Medicare eligibility. The District's actuarial accrued liability as of June 30, 2017, is \$145.5 million. In December 2005, the District issued \$153 million in Other Postemployment Benefits (OPEB) Bonds. The proceeds of the bonds have been placed in a revocable trust fund, which may be used only to pay or reimburse the District for payment of retiree health benefit costs or related debt service costs.
- The District is using Measures A and E bonds to pay for various capital improvements to our educational facilities. They include, but are not limited to, the following:
 - Investment in technology infrastructure District-wide, including wifi at the Colleges.
 - Renovate and improve classrooms, laboratories, and other instructional facilities.
 - District-wide safety systems including disaster preparedness, campus security, and hazardous and toxic waste handling.
 - Renovation of student service buildings and facilities at Laney College, Merritt College, and College of Alameda.
 - Cabling and power upgrades.
 - Construction of a six story urban campus for Berkeley City College in Berkeley.
- The District utilizes Measure B proceeds, its special parcel tax, as approved by the voters in June 2012 in the following manner:
 - Restore and maintain core academic programs such as Math, Science, and English.
 - Train students for careers.
 - Prepare students to transfer to four-year universities.

PERALTA COMMUNITY COLLEGE DISTRICT

MANAGEMENT'S DISCUSSION AND ANALYSIS

JUNE 30, 2017

Statement of Net Position

The Statement of Net Position presents the assets, liabilities, and net position of the District as of the end of the fiscal year and was prepared using the accrual basis of accounting, which is similar to the accounting basis used by most private-sector organizations. The Statement of Net Position is a point-of-time financial statement whose purpose is to present to the reader a fiscal snapshot of the District. The Statement of Net Position presents end-of-year data concerning assets, liabilities, and net position.

From the data presented, the reader of the Statement of Net Position is able to determine the assets available to continue operations of the District. The reader is also able to determine how much the District owes to vendors and employees. Finally, the Statement of Net Position provides a picture of the assets and their availability for expenditure by the District.

The difference between total assets and total liabilities is one indicator of the current financial condition of the District; the change in net position is an indicator of whether the overall financial condition has improved or worsened during the year. Assets and liabilities are generally measured using current values. One notable exception is capital assets, which are stated at historical cost, less accumulated depreciation.

The net position is divided into three major categories. The first category, invested in capital assets, provides the equity amount in property, plant, and equipment owned by the District. The second category is expendable restricted assets; these assets are available for expenditure by the District, but must be spent for purposes as determined by external entities and/or donors that have placed time or purpose restrictions on the use of the assets. The final category is unrestricted net position, which is available to the District for any lawful purpose of the District.

PERALTA COMMUNITY COLLEGE DISTRICT

MANAGEMENT'S DISCUSSION AND ANALYSIS JUNE 30, 2017

A summary of the Statement of Net Position as of June 30, 2017 and June 30, 2016, is presented below:

Net Position As of June 30,

(in thousands)

| | 2017 | 2016 as Restated |
|--|--------------------|---------------------|
| ASSETS | | |
| Current Assets | | |
| Cash and investments | \$ 342,618 | \$ 341,557 |
| Accounts receivable, net | 17,280 | 20,689 |
| Other current assets | 1,599 | 1,383 |
| Total Current Assets | <u>361,497</u> | <u>363,629</u> |
| Noncurrent Assets | | |
| Capital assets, net | 477,334 | 471,848 |
| TOTAL ASSETS | <u>838,831</u> | <u>835,477</u> |
| DEFERRED OUTFLOWS OF RESOURCES | | |
| Deferred charges on refunding | 17,202 | 18,115 |
| Interest rate SWAP | 25,145 | 35,819 |
| Deferred outflows of resources related to pensions | 29,857 | 26,446 |
| TOTAL DEFERRED OUTFLOWS OF RESOURCES | <u>72,204</u> | <u>80,380</u> |
| LIABILITIES | | |
| Current Liabilities | | |
| Accounts payable and accrued liabilities | 24,286 | 28,064 |
| Unearned revenue | 14,401 | 13,211 |
| Current portion of long-term obligations | 22,826 | 23,200 |
| Total Current Liabilities | <u>61,513</u> | <u>64,475</u> |
| Noncurrent Liabilities | | |
| Bonds payable | 656,690 | 670,997 |
| Other long-term liabilities | 181,865 | 150,474 |
| Long-term obligations | 838,555 | 821,471 |
| TOTAL LIABILITIES | <u>900,068</u> | <u>885,946</u> |
| DEFERRED INFLOWS OF RESOURCES | | |
| SWAP liability | 1,821 | 3,751 |
| Interest rate SWAP | 25,145 | 35,819 |
| Deferred inflows of resources related to pensions | 3,530 | 21,739 |
| TOTAL DEFERRED INFLOWS OF RESOURCES | <u>30,496</u> | <u>61,309</u> |
| NET POSITION | | |
| Net investment in capital assets | 114,404 | 103,687 |
| Restricted for: | | |
| Debt service | 14,057 | 18,998 |
| Capital projects | 8,837 | 6,834 |
| Other activities | 15,798 | 13,027 |
| Unrestricted | (172,625) | (173,944) |
| TOTAL NET POSITION | <u>\$ (19,529)</u> | <u>\$ (31,398)</u> |

PERALTA COMMUNITY COLLEGE DISTRICT

MANAGEMENT'S DISCUSSION AND ANALYSIS

JUNE 30, 2017

- Approximately 86.7 percent of the cash balance is cash deposited in the Alameda County Treasury Pool, and approximately 13.3 percent is cash deposited in local financial banking institutions. All funds are invested in accordance with Board Policy, which emphasizes prudence, safety, liquidity, and return on investment. The Statement of Cash Flows contained within these financial statements provides greater detail regarding the sources and uses of cash, and the net decrease in cash during the 2016-2017 fiscal year.
- The majority of the accounts receivable balance is from Federal and State sources for apportionment, grant and entitlement programs, and student receivables. Receivables totaling \$2.1 million for apportionment, \$6.7 million for reimbursements from Federal and State agencies related to grant awards, approximately \$4.3 million from local sources, and \$4.2 million for student receivables.
- Capital assets had a net increase of \$5.5 million. The District had additions of \$21.5 million related to construction in progress. Depreciation expense of \$16.0 million was recognized during 2016-2017. Additional information related to capital assets is found in Note 6 of the financial statements.
- Accounts payable are amounts due as of the fiscal year end for goods and services received as of June 30, 2017. Total accounts payable are \$13.5 million; \$4 million of the balance was accrued in the Capital Projects fund, Bond fund, and Special Revenue fund related to capital outlay. \$2.9 million is for amounts due to or on behalf of employees for wages and benefits with the remaining \$10.2 million due to vendors and suppliers in the normal course of business.
- The District's noncurrent liabilities primarily consist of bonds payable, related to the issuance of Election 2000 Series B, C, and D of the District General Obligation Bonds; 2005 Series A and B Refunding of the District General Obligation Bonds; Election 2006 Series A, B, and C of the District General Obligation Bonds; and Election 2009 and Other Postemployment Benefit Bonds. The face value of these bonds at the time of initial sale totaled \$700.1 million, and \$679.5 million represents the remaining long-term debt to satisfy these obligations. Additional information related to long-term obligations is found in Note 10 of the financial statements.

Statement of Revenues, Expenses, and Changes in Net Position

The Statement of Revenues, Expenses, and Changes in Net Position presents the financial results of the District's operations, as well as its nonoperating activities. The distinction between these two activities involves the concepts of exchange and nonexchange. Operating activities are those in which a direct payment or exchange is made for the receipt of specified goods or services. For example, tuition fees paid by the student are considered an exchange for instructional services. The receipt of State apportionments and property taxes, however, do not include this exchange relationship between the payment and receipt of specified goods or services. These revenues and related expenses are classified as nonoperating activities. It is because of the methodology used to categorize between operating and nonoperating, combined with the fact that the primary source of funding that supports the District's instructional activities comes from State apportionment and local property taxes, results in a net operating loss for the District's operations.

PERALTA COMMUNITY COLLEGE DISTRICT

MANAGEMENT'S DISCUSSION AND ANALYSIS JUNE 30, 2017

The Statement of Revenues, Expenses, and Changes in Net Position for the years ended June 30, 2017 and June 30, 2016, is summarized below:

Statement of Revenues, Expenses, and Changes in Net Position for the Years Ended June 30,

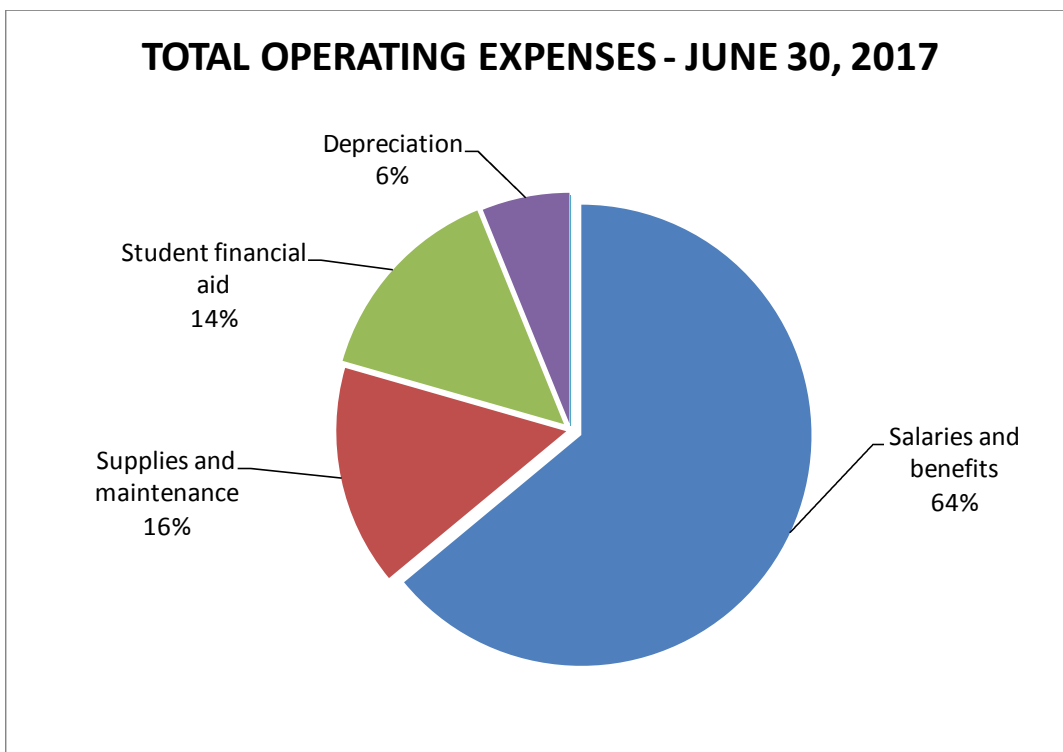
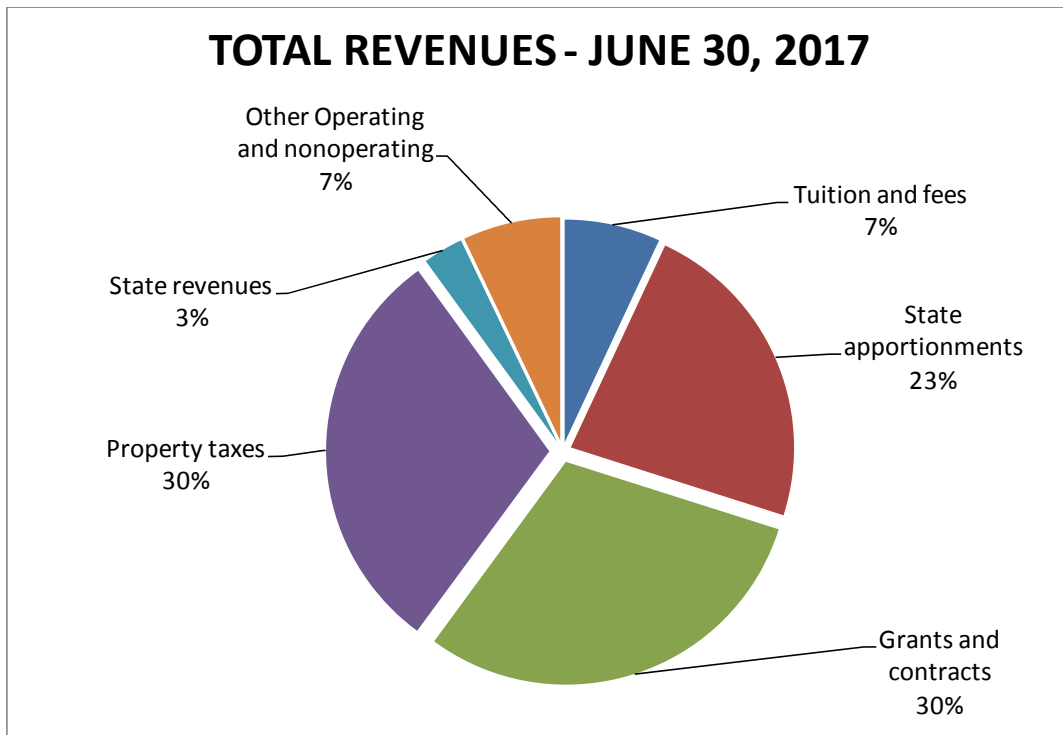
(in thousands)

| | <u>2017</u> | <u>2016</u> |
|---|------------------|--------------------|
| Operating Revenues | | |
| Tuition and fees | \$ 18,784 | \$ 18,481 |
| Other revenues | 1,554 | 1,449 |
| Total Operating Revenues | <u>20,338</u> | <u>19,930</u> |
| Operating Expenses | | |
| Salaries and benefits | 166,989 | 154,253 |
| Equipment, supplies, and maintenance | 40,271 | 39,363 |
| Student financial aid | 37,623 | 43,916 |
| Depreciation | 16,042 | 13,935 |
| Total Operating Expenses | <u>260,925</u> | <u>251,467</u> |
| Operating Loss | <u>(240,587)</u> | <u>(231,537)</u> |
| Nonoperating Revenues and (Expenses) | | |
| State apportionments | 61,997 | 71,991 |
| Grants and contracts | 81,498 | 74,635 |
| Property taxes | 80,788 | 75,964 |
| State revenues | 7,934 | 15,855 |
| Net investment income | 4,207 | (42,787) |
| Other nonoperating revenues | 13,333 | 9,228 |
| Total Nonoperating Revenues (Expenses) | <u>249,757</u> | <u>204,886</u> |
| Other Revenues | | |
| State and local capital income | 2,699 | 2,874 |
| Net Increase (Decrease) in Net Position | <u>\$ 11,869</u> | <u>\$ (23,777)</u> |

PERALTA COMMUNITY COLLEGE DISTRICT

MANAGEMENT'S DISCUSSION AND ANALYSIS

JUNE 30, 2017



PERALTA COMMUNITY COLLEGE DISTRICT

MANAGEMENT'S DISCUSSION AND ANALYSIS

JUNE 30, 2017

- The primary components of tuition and fees are the \$46 per unit enrollment fee that is charged to all students registering for classes and the additional \$230 per unit fee that is charged to all non-resident students.
- Personnel costs across all funds account for 64.0 percent of operating expenses in fiscal year 2017 compared to 61.3 percent in 2016. The balance of operating expenses is for supplies, materials, other operating expenses, financial aid, equipment, maintenance, and depreciation expense.
- The principal components of the District's nonoperating revenue are: noncapital Federal and State grants, State apportionment, local property taxes, other State funding, and interest income. With the exception of interest income, the majority of this revenue is received to support the District's instructional activities. The amount of State general apportionment received by the District is dependent upon the number of FTES generated and reported to the State, less amounts received from enrollment fees and local property taxes. Increases in either of the latter two revenue-categories lead to a corresponding decrease in apportionment.

PERALTA COMMUNITY COLLEGE DISTRICT

**MANAGEMENT'S DISCUSSION AND ANALYSIS
JUNE 30, 2017**

- A schedule of functional expenses is displayed below:

(in thousands)

| | Salaries and Benefits | Supplies, Material, and Other Operating Expenses and Services | Student Financial Aid | Equipment, Maintenance, and Repairs | Depreciation | Total |
|--|-----------------------------|--|-----------------------------|---|------------------|-------------------|
| Instructional activities | \$ 79,587 | \$ 2,073 | \$ - | \$ - | \$ - | \$ 81,660 |
| Academic support | 4,010 | 1,143 | - | - | - | 5,153 |
| Student services | 27,717 | 3,582 | - | - | - | 31,299 |
| Plant operations and maintenance | 6,936 | 6,308 | - | 1,357 | - | 14,601 |
| Planning, policymaking, and coordination | 8,085 | 5,884 | - | - | - | 13,969 |
| Institutional support services | 34,921 | 16,934 | - | - | - | 51,855 |
| Community services and economic development | 623 | 85 | - | - | - | 708 |
| Ancillary services and auxiliary operations | 3,776 | 1,854 | - | - | - | 5,630 |
| Student aid | - | - | 37,623 | - | - | 37,623 |
| Physical property and related acquisitions | 1,334 | 1,051 | - | - | - | 2,385 |
| Unallocated expense | - | - | - | - | 16,042 | 16,042 |
| Total | \$ 166,989 | \$ 38,914 | \$ 37,623 | \$ 1,357 | \$ 16,042 | \$ 260,925 |

Statement of Cash Flows

The Statement of Cash Flows provides information about cash receipts and cash payments during the fiscal year. This Statement also helps users assess the District's ability to generate positive cash flows, meet obligations as they come due, and the need for external financing.

The Statement of Cash Flows is divided into five parts. The first part reflects operating cash flows and shows the net cash used by the operating activities of the District. The second part details cash received for nonoperating, noninvesting, and noncapital financing purposes. The third part shows cash flows from capital and related financing activities. It deals with the cash used for the acquisition and construction of capital and related items. The fourth part provides information from investing activities and the amount of interest received. The last section reconciles the net cash used by operating activities to the operating loss reflected on the Statement of Revenues, Expenses, and Changes in Net Position.

PERALTA COMMUNITY COLLEGE DISTRICT

MANAGEMENT'S DISCUSSION AND ANALYSIS JUNE 30, 2017

The Statement of Cash Flows for the fiscal years ended June 30, 2017 and June 30, 2016, is summarized below:

Statement of Cash Flows for the Years Ended June 30,

(in thousands)

| | 2017 | 2016 |
|--|-------------------|-------------------|
| Cash From | | |
| Operating activities | \$ (217,555) | \$ (204,327) |
| Noncapital financing activities | 226,074 | 229,761 |
| Capital and related financing activities | (32,402) | 29,015 |
| Investing activities | 14,418 | (10,861) |
| Net Change in Cash | (9,465) | 43,588 |
| Cash, Beginning of Year | 139,439 | 95,851 |
| Cash, End of Year | <u>\$ 129,974</u> | <u>\$ 139,439</u> |

- Cash receipts from operating activities are from student tuition. Use of cash is for payments to employees, vendors, and students related to the instructional program.
- State apportionment received based on the workload measures generated by the District accounts for 27.0 percent and 31.2 percent of noncapital financing for fiscal years 2017 and 2016, respectively. Cash receipts from Federal and State grants represent 39.6 percent in 2017 and 31.3 percent in 2016. Cash received from property taxes accounts for 24.7 percent in fiscal year 2017 and 19.7 percent in fiscal year 2016 of the cash generated in this section.
- The majority of the activity in the capital and related financing activities is for the purchase of capital assets (buildings, building improvements, and equipment).
- Cash from investing activities is purchase of investments and investment income for interest earned on cash in bank and cash invested through the Alameda County pool, and on investments with local banking institutions.

Other Postemployment Benefits Obligation

Governmental Accounting Standards Board (GASB) issued in 2004 Accounting Standards No. 43 and No. 45 are for retiree health benefits. These standards apply to all public employers that pay any part of the cost of retiree health benefits for current or future retirees. The District had two actuarial studies performed in 2016 to identify the cost and amount needed to fund on an annual basis retiree health benefits. This study determined the District's Unfunded Actuarial Accrued Liability to be approximately \$145.5 million. An updated study will be completed as of November 2018.

PERALTA COMMUNITY COLLEGE DISTRICT

MANAGEMENT'S DISCUSSION AND ANALYSIS

JUNE 30, 2017

Economic Factors that May Affect the Future

The District looks forward to 2017-2018 with the same cautious optimism that has served it well over the past few years. Although the Peralta Colleges will take advantage of 'stability funding' from the State in 2016-2017, the District has embarked on strategic and proactive measures to increase student enrollment in the near and longer term. A new District-wide Enrollment Management task force has begun work to enhance outreach and marketing efforts designed to showcase the excellent opportunities that the Peralta Colleges affords its students. The District anticipates that the fruits of these endeavors will manifest in 2017-2018 and thereafter.

The State economy remains robust: property taxes and personal income taxes are forecast to increase, albeit slightly, over the next year, and the extension of Proposition 30 via the November 2016 ballot (Proposition 55) bodes well. The Legislative Analyst's Office, in its most recent assessment of 2017-2018, derives a "positive outlook" with an emphasis on back-up contingencies – e.g. – strong reserve levels – in case of an economic downturn.

With respect to the State's solid economy, after three years of increased funding coming to the California community colleges in the form of targeted, restricted resources – in a ratio of nearly 2:1 – the District anticipates seeing a larger share of the new State resources allocated in the form of unrestricted resources in the future. These additional unrestricted funds would certainly assist with the continued rise in operating costs, the most substantial being, of course, the escalating costs of STRS and PERS.

The District has also recently refined its budget allocation model, through the work of a cross-functional task force, and expects to begin implementation of the changes in 2017-2018. This will allow for the equitable distribution of resources through the four Peralta Colleges.

Contacting the District's Financial Management

This financial report is designed to provide our citizens, taxpayers, students, and investors and creditors with a general overview of the District's finances and to demonstrate the District's accountability for the money it receives. If you have questions about this report, or need any additional financial information, contact the District at: Peralta Community College District, 333 East 8th Street, Oakland, California 94606.

PERALTA COMMUNITY COLLEGE DISTRICT

**STATEMENT OF NET POSITION - PRIMARY GOVERNMENT
JUNE 30, 2017**

ASSETS

CURRENT ASSETS

| | |
|-----------------------------|--------------------|
| Cash and cash equivalents | \$ 17,235,958 |
| Investments | 4,151,705 |
| Restricted investments | 321,230,737 |
| Accounts receivable | 13,070,713 |
| Student receivables, net | 4,209,404 |
| Due from fiduciary funds | 346,822 |
| Prepaid expenses | 1,107,118 |
| Inventories | 144,313 |
| Total Current Assets | <u>361,496,770</u> |

NONCURRENT ASSETS

| | |
|---|--------------------|
| Nondepreciable capital assets | 128,966,108 |
| Depreciable capital assets, net of depreciation | 348,368,213 |
| Total Noncurrent Assets | <u>477,334,321</u> |
| TOTAL ASSETS | <u>838,831,091</u> |

DEFERRED OUTFLOWS OF RESOURCES

| | |
|--|-------------------|
| Deferred charges on refunding | 17,202,534 |
| Interest rate SWAP | 25,145,234 |
| Deferred outflows of resources related to pensions | 29,856,598 |
| Total Deferred Outflows of Resources | <u>72,204,366</u> |

LIABILITIES

CURRENT LIABILITIES

| | |
|---|-------------------|
| Accounts payable | 13,455,825 |
| Accrued interest payable | 10,569,576 |
| Due to fiduciary funds | 260,363 |
| Unearned revenue | 14,400,699 |
| General obligation bonds - current portion | 14,310,000 |
| Other postemployment benefits bonds - current portion | 8,516,289 |
| Total Current Liabilities | <u>61,512,752</u> |

NONCURRENT LIABILITIES

| | |
|--|--------------------|
| Claims liability | 2,733,000 |
| Load banking | 1,972,751 |
| Compensated absences | 4,858,710 |
| General obligation bonds | 430,560,730 |
| Other postemployment benefits bonds | 226,128,950 |
| Net Other postemployment benefits obligation | 39,963,527 |
| Aggregate net pension obligation | 132,337,898 |
| Total Noncurrent Liabilities | <u>838,555,566</u> |
| TOTAL LIABILITIES | <u>900,068,318</u> |

The accompanying notes are an integral part of these financial statements.

PERALTA COMMUNITY COLLEGE DISTRICT

STATEMENT OF NET POSITION - PRIMARY GOVERNMENT, Continued
JUNE 30, 2017

DEFERRED INFLOWS OF RESOURCES

| | |
|---|--------------------------|
| SWAP liability | \$ 1,821,240 |
| Interest rate SWAP | 25,145,234 |
| Deferred inflows of resources related to pensions | <u>3,529,547</u> |
| Total Deferred Inflows of Resources | <u><u>30,496,021</u></u> |

NET POSITION

| | |
|----------------------------------|-------------------------------|
| Net investment in capital assets | 114,404,061 |
| Restricted for: | |
| Debt service | 14,056,633 |
| Capital projects | 8,837,317 |
| Educational programs | 944,599 |
| Other activities | 14,853,337 |
| Unrestricted | <u>(172,624,829)</u> |
| TOTAL NET POSITION | <u><u>\$ (19,528,882)</u></u> |

The accompanying notes are an integral part of these financial statements.

PERALTA COMMUNITY COLLEGE DISTRICT

**STATEMENT OF REVENUES, EXPENSES,
AND CHANGES IN NET POSITION - PRIMARY GOVERNMENT
FOR THE YEAR ENDED JUNE 30, 2017**

OPERATING REVENUES

| | |
|--|--------------------------|
| Student Tuition and Fees | \$ 30,388,551 |
| Less: Scholarship discount and allowance | (11,604,121) |
| Net tuition and fees | <u>18,784,430</u> |
| Other Operating Revenues | <u>1,553,386</u> |
| TOTAL OPERATING REVENUES | <u><u>20,337,816</u></u> |

OPERATING EXPENSES

| | |
|--|---------------------------|
| Salaries | 102,615,682 |
| Employee benefits | 64,372,872 |
| Supplies, materials, and other operating expenses and services | 38,913,517 |
| Student financial aid | 37,623,440 |
| Equipment, maintenance, and repairs | 1,356,893 |
| Depreciation | <u>16,042,395</u> |
| TOTAL OPERATING EXPENSES | <u><u>260,924,799</u></u> |

OPERATING LOSS

(240,586,983)

NONOPERATING REVENUES (EXPENSES)

| | |
|--|-------------------|
| State apportionments, noncapital | 61,997,011 |
| Federal grants and contracts | 37,075,973 |
| State grants and contracts | 44,421,947 |
| Local property taxes, levied for general purposes | 55,886,908 |
| Taxes levied for other specific purposes | 24,901,220 |
| State taxes and other revenues | 7,933,536 |
| Interest income | 2,566,335 |
| Net unrealized gain on investments | 24,308,298 |
| Interest expense on capital related debt | (22,801,412) |
| Investment income on capital asset-related debt, net | 133,391 |
| Other nonoperating revenue | <u>13,333,615</u> |

TOTAL NONOPERATING REVENUES (EXPENSES)

249,756,822

INCOME BEFORE OTHER REVENUES

9,169,839

OTHER REVENUES

| | |
|-----------------------------|-------------------------|
| State revenues, capital | 1,969,799 |
| Local revenues, capital | <u>729,284</u> |
| TOTAL OTHER REVENUES | <u><u>2,699,083</u></u> |

CHANGE IN NET POSITION

11,868,922

NET POSITION, BEGINNING OF YEAR, AS RESTATED (See Note 17)

(31,397,804)

NET POSITION, END OF YEAR

\$ (19,528,882)

The accompanying notes are an integral part of these financial statements.

PERALTA COMMUNITY COLLEGE DISTRICT

STATEMENT OF CASH FLOWS - PRIMARY GOVERNMENT FOR THE YEAR ENDED JUNE 30, 2017

CASH FLOWS FROM OPERATING ACTIVITIES

| | |
|---|-----------------------------|
| Tuition and fees | \$ 17,806,988 |
| Other operating income | 1,553,386 |
| Payments to or on behalf of employees | (157,523,514) |
| Payments made to students from financial aid | (37,623,440) |
| Payments to vendors for supplies and services | (41,768,460) |
| Net Cash Flows From Operating Activities | <u>(217,555,040)</u> |

CASH FLOWS FROM NONCAPITAL FINANCING ACTIVITIES

| | |
|--|---------------------------|
| State apportionments | 61,108,215 |
| Federal and State grants and contracts | 89,530,417 |
| Property taxes - nondebt related | 55,886,908 |
| Other State revenues | 6,812,375 |
| Other nonoperating revenues | 12,736,298 |
| Net Cash Flows From Noncapital Financing Activities | <u>226,074,213</u> |

CASH FLOWS FROM CAPITAL AND RELATED FINANCING ACTIVITIES

| | |
|---|----------------------------|
| Capital grants | 2,699,083 |
| Taxes levied for debt repayment | 24,901,220 |
| Accretion of bonds | 8,486,832 |
| Acquisition and construction of capital assets | (21,942,185) |
| Principal paid on capital debt | (23,168,372) |
| Interest received on capital debt | 133,391 |
| Deferred costs of issuance | 912,908 |
| Interest paid on capital debt and leases | (24,425,185) |
| Net Cash Flows From Capital and Related Financing Activities | <u>(32,402,308)</u> |

CASH FLOWS FROM INVESTING ACTIVITIES

| | |
|---|--------------------------|
| Sale of investments | 147,380 |
| Investment income | 14,271,262 |
| Net Cash Flows From Investing Activities | <u>14,418,642</u> |

| | |
|---|------------------------------|
| NET CHANGE IN CASH AND CASH EQUIVALENTS | (9,464,493) |
| CASH AND CASH EQUIVALENTS, BEGINNING OF YEAR | <u>139,438,569</u> |
| CASH AND CASH EQUIVALENTS, END OF YEAR | <u>\$ 129,974,076</u> |

The accompanying notes are an integral part of these financial statements.

PERALTA COMMUNITY COLLEGE DISTRICT

STATEMENT OF CASH FLOWS - PRIMARY GOVERNMENT, Continued FOR THE YEAR ENDED JUNE 30, 2017

RECONCILIATION OF NET OPERATING LOSS TO NET CASH FLOWS FROM OPERATING ACTIVITIES

| | |
|---|--------------------------------|
| Operating Loss | <u>\$ (240,586,983)</u> |
| Adjustments to Reconcile Operating Loss to Net Cash Flows From Operating Activities: | |
| Depreciation expense | 16,042,395 |
| Changes in Assets, Deferred Outflows, Liabilities, and Deferred Inflows | |
| Receivables, net | (1,765,635) |
| Inventories | (34,424) |
| Prepaid expenses | (111,108) |
| Accounts payable and accrued liabilities | (2,060,084) |
| Unearned revenue | 1,188,702 |
| Aggregate net pension obligation | 27,727,636 |
| Net OPEB obligation | 4,103,801 |
| Load banking | 75,552 |
| Compensated absences | (514,409) |
| Deferred outflows of resources related to pensions | (3,410,860) |
| Deferred inflows of resources related to pensions | <u>(18,209,623)</u> |
| Total Adjustments | <u>23,031,943</u> |
| Net Cash Flows From Operating Activities | <u><u>\$ (217,555,040)</u></u> |

CASH AND CASH EQUIVALENTS CONSIST OF THE FOLLOWING:

| | |
|--|------------------------------|
| Cash in banks | \$ 17,235,958 |
| Investment in county treasury | 112,738,118 |
| Total Cash and Cash Equivalents | <u><u>\$ 129,974,076</u></u> |

NONCASH TRANSACTIONS

| | |
|---------------------------------|----------------------------|
| On behalf payments for benefits | <u><u>\$ 2,965,687</u></u> |
|---------------------------------|----------------------------|

The accompanying notes are an integral part of these financial statements.

PERALTA COMMUNITY COLLEGE DISTRICT

**STATEMENT OF FIDUCIARY NET POSITION
JUNE 30, 2017**

| | Trust Funds |
|-----------------------------|------------------------|
| ASSETS | |
| Cash and cash equivalents | \$ 264,200 |
| Investments | 1,119,637 |
| Accounts receivable | 44,410 |
| Due from primary government | 260,363 |
| Total Assets | 1,688,610 |
| LIABILITIES | |
| Accounts payable | 82,369 |
| Due to primary government | 346,822 |
| Unearned revenue | 22,494 |
| Due to student groups | 15,306 |
| Total Liabilities | 466,991 |
| NET POSITION | |
| Unrestricted | \$ 1,221,619 |

The accompanying notes are an integral part of these financial statements.

PERALTA COMMUNITY COLLEGE DISTRICT

**STATEMENT OF CHANGES IN FIDUCIARY NET POSITION
FOR THE YEAR ENDED JUNE 30, 2017**

| | Trust Funds |
|--|----------------------------|
| ADDITIONS | |
| Local revenues | \$ 329,231 |
| DEDUCTIONS | |
| Classified salaries | 15,731 |
| Employee benefits | 3,810 |
| Services and operating expenditures | 191,594 |
| Capital outlay | 42,223 |
| Total Deductions | <u>253,358</u> |
| CHANGE IN NET POSITION | 75,873 |
| NET POSITION, BEGINNING OF YEAR | <u>1,145,746</u> |
| NET POSITION, END OF YEAR | <u><u>\$ 1,221,619</u></u> |

The accompanying notes are an integral part of these financial statements.

PERALTA COMMUNITY COLLEGE DISTRICT

NOTES TO FINANCIAL STATEMENTS

JUNE 30, 2017

NOTE 1 - ORGANIZATION

Peralta Community College District (the District) was established in 1964 as a political subdivision of the State of California and is a comprehensive, public, two-year institution offering educational services to residents of the surrounding area. The District operates under a locally elected seven-member Board of Trustees form of government, which establishes the policies and procedures by which the District operates. The Board of Trustees must approve the annual budgets for the General Fund, special revenue funds, and capital project funds, but these budgets are managed at the department level. Currently, the District operates four college campuses located in Alameda, Oakland, and Berkeley, California. While the District is a political subdivision of the State of California, it is legally separate and is independent of other State and local governments, and it is not a component unit of the State in accordance with the provisions of Governmental Accounting Standards Board (GASB) Statement No. 61. The District is classified as a Public Educational Institution under Internal Revenue Code Section 115 and is, therefore, exempt from Federal taxes.

Financial Reporting Entity

The District has adopted GASB Statement No. 61, *Determining Whether Certain Organizations are Component Units*. This Statement amends GASB Statement No. 14, *The Financial Reporting Entity*, to provide additional guidance to determine whether certain organizations, for which the District is not financially accountable, should be reported as component units based on the nature and significance of their relationship with the District. The three components used to determine the presentation are: providing a "direct benefit", the "environment and ability to access/influence reporting", and the "significance" criterion. As defined by accounting principles generally accepted in the United States of America and established by the Governmental Accounting Standards Board, the financial reporting entity consists of the primary government, the District.

Peralta Community College District and the Golden West Financing Authority, as represented by the 2005 General Obligation Revenue Bonds, Series B, have a financial and operational relationship that meets the reporting definition antenna of GASB Statement No. 14, *The Financial Reporting Entity*, for the inclusion of the related debt. Therefore, the related debt has been included in the financial statements of the District.

The following entity does not meet the above criteria for inclusion as a component unit of the District.

- **Peralta Colleges Foundation, Inc.**

Peralta Colleges Foundation, Inc. (the Foundation) is a legally separate, tax-exempt organization. The Foundation acts primarily as a fundraising organization to provide grants and scholarships to students and support to employees, programs, and departments of the District. Although the District does not control the timing or amount of receipts from the Foundation, the majority of resources or income thereon that the Foundation holds and invests is restricted to the activities of the District by the donors. Because the amount of receipts from the Foundation is insignificant to the District as a whole, the Foundation is not considered a component unit of the District with the inclusion of the statements as a discretely presented component unit. Financial statements for the Foundation can be obtained from the Foundation's Business Office at 333 East 8th Street, Oakland, California 94606.

PERALTA COMMUNITY COLLEGE DISTRICT

NOTES TO FINANCIAL STATEMENTS

JUNE 30, 2017

NOTE 2 - SUMMARY OF SIGNIFICANT ACCOUNTING POLICIES

Measurement Focus, Basis of Accounting, and Financial Statement Presentation

For financial reporting purposes, the District is considered a special-purpose government engaged only in business-type activities as defined by GASB Statements No. 34 and No. 35 as amended by GASB Statements No. 37, No. 38, and No. 39. This presentation provides a comprehensive entity-wide perspective of the District's assets, liabilities, activities, and cash flows and replaces the fund group perspective previously required. Fiduciary activities, with the exception of the Student Financial Aid Fund, are excluded from the basic financial statements. Accordingly, the District's financial statements have been presented using the economic resources measurement focus and the accrual basis of accounting. The significant accounting policies followed by the District in preparing these financial statements are in accordance with accounting principles generally accepted in the United States of America as prescribed by GASB. Additionally, the District's policies comply with the California Community Colleges Chancellor's Office *Budget and Accounting Manual*. Under the accrual basis, revenues are recognized when earned, and expenses are recorded when an obligation has been incurred. All material intra-agency and intra-fund transactions have been eliminated.

Revenues resulting from exchange transactions, in which each party gives and receives essentially equal value, are classified as operating revenues. These transactions are recorded on the accrual basis when the exchange takes place. Available means that the resources will be collected within the current fiscal year or are expected to be collected soon enough thereafter to be used to pay liabilities of the current fiscal year. For the District, operating revenues consist primarily of student fees.

Nonexchange transactions, in which the District receives value without directly giving equal value in return, include State apportionments, property taxes, Federal and State grants, entitlements, and donations. Property tax revenue is recognized in the fiscal year received. State apportionment revenue is earned based upon criteria set forth from the Community Colleges Chancellor's Office and includes reporting of full-time equivalent students (FTES) attendance. The corresponding apportionment revenue is recognized in the period the FTES are generated. Revenue from Federal and State grants and entitlements are recognized in the fiscal year in which all eligibility requirements have been satisfied. Eligibility requirements may include time and/or purpose requirements.

Operating expenses are costs incurred to provide instructional services including support costs, auxiliary services, and depreciation of capital assets. All other expenses not meeting this definition are reported as nonoperating. Expenses are recorded on the accrual basis as they are incurred, when goods are received, or services are rendered.

The financial statements are presented in accordance with the reporting model as prescribed in GASB Statement No. 34, *Basic Financial Statements and Management's Discussion and Analysis for State and Local Governments*, and GASB Statement No. 35, *Basic Financial Statements and Management's Discussion and Analysis for Public Colleges and Universities*, as amended by GASB Statements No. 37, No. 38, and No. 39. The business-type activities model followed by the District requires the following components of the District's financial statements:

PERALTA COMMUNITY COLLEGE DISTRICT

NOTES TO FINANCIAL STATEMENTS

JUNE 30, 2017

- Management's Discussion and Analysis
- Basic Financial Statements for the District as a whole including:
 - Statement of Net Position - Primary Government
 - Statement of Revenues, Expenses, and Changes in Net Position - Primary Government
 - Statement of Cash Flows - Primary Government
 - Financial Statements for the Fiduciary Funds including:
 - Statement of Fiduciary Net Position
 - Statement of Changes in Fiduciary Net Position
- Notes to the Financial Statements

Cash and Cash Equivalents

The District's cash and cash equivalents are considered to be unrestricted cash on hand, demand deposits, and short-term unrestricted investments with original maturities of three months or less from the date of acquisition. Cash equivalents also include unrestricted cash with county treasury balances for purposes of the Statement of Cash Flows.

Investments

In accordance with GASB Statement No. 31, *Accounting and Financial Reporting for Certain Investments and External Investment Pools*, investments held at June 30, 2017, are stated at fair value. Fair value is estimated based on quoted market prices at year end. Short-term investments have an original maturity date greater than three months, but less than one year at time of purchase. Long-term investments have an original maturity of greater than one year at the time of purchase.

Restricted Assets

Restricted assets arise when restrictions on their use change the normal understanding of the availability of the asset. Such constraints are either imposed by creditors, contributors, grantors, or laws of other governments or imposed by enabling legislation. Restricted assets represent investments required to be set aside by the District for the purpose of satisfying certain requirements.

Accounts Receivable

Accounts receivable include amounts due from the Federal, State, and/or local governments or private sources, in connection with reimbursement of allowable expenditures made pursuant to the District's grants and contracts. Accounts receivable also consist of tuition and fee charges to students and auxiliary enterprise services provided to students, faculty, and staff, the majority of each residing in the State of California. The allowance is based upon management's estimates and analysis. The allowance was estimated at \$1,670,864 for the year ended June 30, 2017.

Prepaid Expenses

Prepaid expenses represent payments made to vendors and others for services that will benefit periods beyond June 30, 2017.

PERALTA COMMUNITY COLLEGE DISTRICT

NOTES TO FINANCIAL STATEMENTS

JUNE 30, 2017

Inventories

Inventories consist primarily of operating supplies. Inventories are stated at cost, utilizing the weighted average method. The cost is recorded as an expense as the inventory is consumed.

Capital Assets and Depreciation

Capital assets are long-lived assets of the District as a whole and include land, construction in progress, buildings, leasehold improvements, and equipment. The District maintains an initial unit cost capitalization threshold of \$50,000 and an estimated useful life greater than one year. Assets are recorded at historical cost, or estimated historical cost, when purchased or constructed. Donated capital assets are recorded at estimated fair market value at the date of donation. Improvements to buildings and land that significantly increase the value or extend the useful life of the asset are capitalized; the costs of routine maintenance and repairs that do not add to the value of the asset or materially extend an asset's life are charged as an operating expense in the year in which the expense was incurred. Major outlays for capital improvements are capitalized as construction in progress as the projects are constructed.

Depreciation of capital assets is computed and recorded utilizing the straight-line method. Estimated useful lives of the various classes of depreciable capital assets are as follows: buildings, 50 years; improvements, 20 to 40 years; equipment, 5 to 20 years; vehicles, 5 to 10 years.

Accrued Liabilities and Long-Term Obligations

All payables, accrued liabilities, and long-term obligations are reported in the entity-wide financial statements.

Debt Issuance Costs, Premiums, and Discounts

Debt premiums and discounts, as well as issuance costs related to prepaid insurance costs, are amortized over the life of the bonds using the straight-line method.

Deferred Charge on Refunding

Deferred charge on refunding is amortized using the straight-line method.

Deferred Outflows/Inflows of Resources

In addition to assets, the Statement of Net Position also reports deferred outflows of resources. This separate financial statement element represents a consumption of net position that applies to a future period and so will not be recognized as an expense or expenditure until then. The District reports deferred outflows of resources for deferred charges on refunding of debt and for pension related items. The District reports deferred outflows of resources for the unamortized costs on the refunding of general obligation bonds, interest rate SWAPs, and pension related items.

PERALTA COMMUNITY COLLEGE DISTRICT

NOTES TO FINANCIAL STATEMENTS

JUNE 30, 2017

In addition to liabilities, the Statement of Net Position reports a separate section for deferred inflows of resources. This separate financial statement element represents an acquisition of net position that applies to a future period and so will not be recognized as revenue until then. The District reports deferred inflows of resources for pension related items. The District reports deferred inflows of resources for interest rate SWAPs, District's SWAP liability, and pension related items.

Pensions

For purposes of measuring the net pension liability and deferred outflows/inflows of resources related to pensions and pension expense, information about the fiduciary net position of the California State Teachers' Retirement System (CalSTRS) and the California Public Employees' Retirement System (CalPERS) plan for schools (the Plans) and additions to/deductions from the Plans' fiduciary net position have been determined on the same basis as they are reported by CalSTRS and CalPERS. For this purpose, benefit payments (including refunds of employee contributions) are recognized when due and payable in accordance with the benefit terms. Member contributions are recognized in the period in which they are earned. Investments are reported at fair value.

Compensated Absences

Accumulated unpaid vacation benefits are accrued as a liability as the benefits are earned. The entire compensated absence liability is reported on the government-wide financial statements. The current portion of unpaid compensated absences is recognized upon the occurrence of relevant events such as employee resignation and retirements that occur prior to year end that have not yet been paid within the fund from which the employees who have accumulated the leave are paid. The District also participates in "load-banking" with eligible academic employees whereby the employee may teach extra courses in one period in exchange for time off in another period. The liability for this benefit is reported on the entity-wide financial statements.

Sick leave is accumulated without limit for each employee based upon negotiated contracts. Leave with pay is provided when employees are absent for health reasons; however, the employees do not gain a vested right to accumulated sick leave. Employees are never paid for any sick leave balance at termination of employment or any other time. Therefore, the value of accumulated sick leave is not recognized as a liability in the District's financial statements. However, retirement credit for unused sick leave is applicable to all classified employees who retire after January 1, 1999. At retirement, each member will receive .004 year of service credit for each day of unused sick leave. Retirement credit for unused sick leave is applicable to all academic employees and is determined by dividing the number of unused sick days by the number of base service days required to complete the last school year, if employed full time.

Unearned Revenue

Unearned revenue arises when potential revenue does not meet both the "measurable" and "available" criteria for recognition in the current period or when resources are received by the District prior to the incurrence of qualifying expenditures. In subsequent periods, when both revenue recognition criteria are met, or when the District has a legal claim to the resources, the liability for unearned revenue is removed from the combined balance sheet and revenue is recognized. Unearned revenue includes (1) amounts received for tuition and fees prior to the end of the fiscal year that are related to the subsequent fiscal year and (2) amounts received from Federal and State grants received before the eligibility requirements are met are recorded as deferred revenue.

PERALTA COMMUNITY COLLEGE DISTRICT

NOTES TO FINANCIAL STATEMENTS

JUNE 30, 2017

Noncurrent Liabilities

Noncurrent liabilities include bonds payable, compensated absences, claims payable, loan banking, and OPEB obligations with maturities greater than one year.

Net Position

GASB Statements No. 34 and No. 35 report equity as "Net Position" and represent the difference between assets and liabilities. The net position is classified according to imposed restrictions or availability of assets for satisfaction of District obligations according to the following net asset categories:

Net Investment in Capital Assets consists of capital assets, net of accumulated depreciation and outstanding principal balances of debt attributable to the acquisition, construction, or improvement of those assets. To the extent debt has been incurred, but not yet expended for capital assets, such accounts are not included as a component invested in capital assets – net of related debt.

Restricted: Net position is reported as restricted when there are limitations imposed on their use, either through enabling legislation adopted by the District, or through external restrictions imposed by creditors, grantors, or laws or regulations of other governments. The District first applies restricted resources when an expense is incurred for purposes for which both restricted and unrestricted resources are available.

Unrestricted: Net position that is not subject to externally imposed constraints. Unrestricted net position may be designated for specific purposes by action of the Board of Trustees or may otherwise be limited by contractual agreements with outside parties.

When both restricted and unrestricted resources are available for use, it is the District's practice to use restricted resources first and the unrestricted resources when they are needed. The financial statements report \$38,691,886 of restricted net position.

State Apportionments

Certain current year apportionments from the State are based on financial and statistical information of the previous year. Any corrections due to the recalculation of the apportionment are made in February of the subsequent year. When known and measurable, these recalculations and corrections are accrued in the year in which the FTES are generated.

Property Taxes

Secured property taxes attach as an enforceable lien on property as of January 1. The Alameda County Assessor is responsible for assessment of all taxable real property. Taxes are payable in two installments on November 1 and February 1 and become delinquent on December 10 and April 10, respectively. Unsecured property taxes are payable in one installment on or before August 31. The County of Alameda bills and collects the taxes on behalf of the District. Local property tax revenues are recorded in the unrestricted General Fund when received.

PERALTA COMMUNITY COLLEGE DISTRICT

NOTES TO FINANCIAL STATEMENTS

JUNE 30, 2017

The voters of the District passed a general obligation bond in 2006 for the acquisition, construction, and remodeling of certain District property. As a result of the passage of the bond, property taxes are assessed on the property within the District specifically for the repayment of the debt incurred. The taxes are assessed, billed, and collected as noted above and set aside for repayment to the bond holders in the Bond Interest and Redemption Fund.

The voters of the District passed a Parcel Tax on June 5, 2012, for the general revenues of the District. The parcel tax levys \$48 per parcel for eight years to provide for core academic programs, training, and education of students attending the District and transferring to university. The taxes are assessed, billed, and collected as noted above and remitted to the District when collected.

Scholarships, Discounts, and Allowances

Student tuition and fee revenue is reported net of scholarships, discounts, and allowances. Fee waivers approved by the Board of Governors are included within the scholarships, discounts, and allowances in the Statement of Revenues, Expenses, and Changes in Net Position. Scholarship discounts and allowances represent the difference between stated charges for enrollment fees and the amount that is paid by students or third parties making payments on the students' behalf.

Federal Financial Assistance Programs

The District participates in federally funded Pell Grants, SEOG Grants, and Federal Work-Study programs, as well as other programs funded by the Federal government. Financial aid to students is either reported as operating expenses or scholarship allowances, which reduce revenues. The amount reported as operating expense represents the portion of aid that was provided to the student in the form of cash. Scholarship allowances represent the portion of aid provided to students in the form of reduced tuition. These programs are audited in accordance with Title 2 U.S. Code of Federal Regulations (CFR) Part 200, *Uniform Administrative Requirements, Cost Principles, and Audit Requirements for Federal Awards*.

Estimates

The preparation of the financial statements in conformity with accounting principles generally accepted in the United States of America requires management to make estimates and assumptions that affect the amounts reported in the financial statements and accompanying notes. Actual results may differ from those estimates.

Change in Accounting Principles

In June 2015, the GASB issued Statement No. 74, *Financial Reporting for Postemployment Benefit Plans Other Than Pension Plans*. The objective of this Statement is to improve the usefulness of information about postemployment benefits other than pensions (other postemployment benefits or OPEB) included in the general purpose external financial reports of State and local governmental OPEB plans for making decisions and assessing accountability. This Statement results from a comprehensive review of the effectiveness of existing standards of accounting and financial reporting for all postemployment benefits (pensions and OPEB) with regard to providing decision-useful information, supporting assessments of accountability and inter-period equity, and creating additional transparency.

PERALTA COMMUNITY COLLEGE DISTRICT

NOTES TO FINANCIAL STATEMENTS

JUNE 30, 2017

This Statement replaces GASB Statements No. 43, *Financial Reporting for Postemployment Benefit Plans Other Than Pension Plans*, as amended, and No. 57, *OPEB Measurements by Agent Employers and Agent Multiple-Employer Plans*. It also includes requirements for defined contribution OPEB plans that replace the requirements for those OPEB plans in GASB Statements No. 25, *Financial Reporting for Defined Benefit Pension Plans and Note Disclosures for Defined Contribution Plans*, as amended, No. 43, and No. 50, *Pension Disclosures*.

The District has implemented the provisions of this Statement as of June 30, 2017.

In August 2015, the GASB issued Statement No. 77, *Tax Abatement Disclosures*. This Statement requires governments that enter into tax abatement agreements to disclose the following information about the agreements:

- Brief descriptive information, such as the tax being abated, the authority under which tax abatements are provided, eligibility criteria, the mechanism by which taxes are abated, provisions for recapturing abated taxes, and the types of commitments made by tax abatement recipients;
- The gross dollar amount of taxes abated during the period;
- Commitments made by a government, other than to abate taxes, as part of a tax abatement agreement.

The District has implemented the provisions of this Statement as of June 30, 2017.

In December 2015, the GASB issued Statement No. 78, *Pensions Provided through Certain Multiple-Employer Defined Benefit Pension Plans*. The objective of this Statement is to address a practice issue regarding the scope and applicability of GASB Statement No. 68, *Accounting and Financial Reporting for Pensions—an amendment to GASB Statement No. 27*. This issue is associated with pensions provided through certain multiple-employer defined benefit pension plans and to State or local governmental employers whose employees are provided with such pensions.

Prior to the issuance of this Statement, the requirements of GASB Statement No. 68 applied to the financial statements of all State and local governmental employers whose employees are provided with pensions through pension plans that are administered through trusts that meet the criteria in paragraph 4 of that Statement.

This Statement amends the scope and applicability of GASB Statement No. 68 to exclude pensions provided to employees of State or local governmental employers through a cost-sharing multiple-employer defined benefit pension plan that (1) is not a State or local governmental pension plan; (2) is used to provide defined benefit pensions both to employees of State or local governmental employers and to employees of employers that are not State or local governmental employers; and (3) has no predominant State or local governmental employer (either individually or collectively with other State or local governmental employers that provide pensions through the pension plan). This Statement establishes requirements for recognition and measurement of pension expense, expenditures, and liabilities; note disclosures; and required supplementary information for pensions that have the characteristics described above.

The District has implemented the provisions of this Statement as of June 30, 2017.

PERALTA COMMUNITY COLLEGE DISTRICT

NOTES TO FINANCIAL STATEMENTS

JUNE 30, 2017

In January 2016, the GASB issued Statement No. 80, *Blending Requirements for Certain Component Units—an amendment to GASB Statement No. 14*. The objective of this Statement is to improve financial reporting by clarifying the financial statement presentation requirements for certain component units. This Statement amends the blending requirements established in paragraph 53 of GASB Statement No. 14, *The Financial Reporting Entity*. The additional criterion requires blending of a component unit incorporated as a not-for-profit corporation in which the primary government is the sole corporate member. The additional criterion does not apply to component units included in the financial reporting entity pursuant to the provisions of GASB Statement No. 39, *Determining Whether Certain Organizations Are Component Units—an amendment to GASB Statement No. 14*.

The District has implemented the provisions of this Statement as of June 30, 2017.

In March 2016, the GASB issued Statement No. 82, *Pension Issues—an amendment of GASB Statements No. 67, No. 68, and No. 73*. The objective of this Statement is to address certain issues that have been raised with respect to GASB Statement No. 67, *Financial Reporting for Pension Plans—an amendment to GASB Statement No. 25*, GASB Statement No. 68, *Accounting and Financial Reporting for Pensions—an amendment to GASB Statement No. 27*, and GASB Statement No. 73, *Accounting and Financial Reporting for Pensions and Related Assets That Are Not within the Scope of GASB Statement 68, and Amendments to Certain Provisions of GASB Statements 67 and 68*. Specifically, this Statement addresses issues regarding (1) the presentation of payroll-related measures in required supplementary information; (2) the selection of assumptions and the treatment of deviations from the guidance in an Actuarial Standard of Practice for financial reporting purposes; and (3) the classification of payments made by employers to satisfy employee (plan member) contribution requirements.

The District has implemented the provisions of this Statement as of June 30, 2017, except for the requirements of this Statement for the selection of assumptions in a circumstance in which an employer's pension liability is measured as of a date other than the employer's most recent fiscal year end. In that circumstance, the requirements for the selection of assumptions are effective for that employer in the first reporting period in which the measurement date of the pension liability is on or after June 15, 2017.

New Accounting Pronouncements

In June 2015, the GASB issued Statement No. 75, *Accounting and Financial Reporting for Postemployment Benefits Other Than Pension*. The primary objective of this Statement is to improve accounting and financial reporting by State and local governments for postemployment benefits other than pensions (other postemployment benefits or OPEB). It also improves information provided by State and local governmental employers about financial support for OPEB that is provided by other entities. This Statement results from a comprehensive review of the effectiveness of existing standards of accounting and financial reporting for all postemployment benefits (pensions and OPEB) with regard to providing decision-useful information, supporting assessments of accountability and inter-period equity, and creating additional transparency.

This Statement replaces the requirements of GASB Statements No. 45, *Accounting and Financial Reporting by Employers for Postemployment Benefits Other Than Pensions*, as amended, and No. 57, *OPEB Measurements by Agent Employers and Agent Multiple-Employer Plans*, for OPEB. GASB Statement No. 74, *Financial Reporting for Postemployment Benefit Plans Other Than Pension Plans*, establishes new accounting and financial reporting requirements for OPEB plans.

PERALTA COMMUNITY COLLEGE DISTRICT

NOTES TO FINANCIAL STATEMENTS

JUNE 30, 2017

The requirements of this Statement are effective for financial statements for periods beginning after June 30, 2017. Early implementation is encouraged.

In March 2016, the GASB issued Statement No. 81, *Irrevocable Split-Interest Agreements*. The objective of this Statement is to improve accounting and financial reporting for irrevocable split-interest agreements by providing recognition and measurement guidance for situations in which a government is a beneficiary of the agreement.

This Statement requires that a government that receives resources pursuant to an irrevocable split-interest agreement recognize assets, liabilities, and deferred inflows of resources at the inception of the agreement. Furthermore, this Statement requires that a government recognize assets representing its beneficial interests in irrevocable split-interest agreements that are administered by a third party, if the government controls the present service capacity of the beneficial interests. This Statement requires that a government recognize revenue when the resources become applicable to the reporting period.

The requirements of this Statement are effective for financial statements for periods beginning after December 15, 2016, and should be applied retroactively. Early implementation is encouraged.

In November 2016, the GASB issued Statement No. 83, *Certain Asset Retirement Obligations*. This Statement addresses accounting and financial reporting for certain asset retirement obligations (AROs). An ARO is a legally enforceable liability associated with the retirement of a tangible capital asset. A government that has legal obligations to perform future asset retirement activities related to its tangible capital assets should recognize a liability based on the guidance in this Statement.

This Statement establishes criteria for determining the timing and pattern of recognition of a liability and a corresponding deferred outflow of resources for AROs. This Statement requires that recognition occur when the liability is both incurred and reasonably estimable. The determination of when the liability is incurred should be based on the occurrence of external laws, regulations, contracts, or court judgments, together with the occurrence of an internal event that obligates a government to perform asset retirement activities. Laws and regulations may require governments to take specific actions to retire certain tangible capital assets at the end of the useful lives of those capital assets, such as decommissioning nuclear reactors and dismantling and removing sewage treatment plants. Other obligations to retire tangible capital assets may arise from contracts or court judgments. Internal obligating events include the occurrence of contamination, placing into operation a tangible capital asset that is required to be retired, abandoning a tangible capital asset before it is placed into operation, or acquiring a tangible capital asset that has an existing ARO.

The requirements of this Statement are effective for reporting periods beginning after June 15, 2018. Early implementation is encouraged.

In January 2017, the GASB issued Statement No. 84, *Fiduciary Activities*. The objective of this Statement is to improve guidance regarding the identification of fiduciary activities for accounting and financial reporting purposes and how those activities should be reported.

This Statement establishes criteria for identifying fiduciary activities of all State and local governments. The focus of the criteria generally is on (1) whether a government is controlling the assets of the fiduciary activity and (2) the beneficiaries with whom a fiduciary relationship exists. Separate criteria are included to identify fiduciary component units and postemployment benefit arrangements that are fiduciary activities.

PERALTA COMMUNITY COLLEGE DISTRICT

NOTES TO FINANCIAL STATEMENTS

JUNE 30, 2017

The requirements of this Statement are effective for reporting periods beginning after December 15, 2018. Early implementation is encouraged.

In March 2017, the GASB issued Statement No. 85, *Omnibus 2017*. The objective of this Statement is to address practice issues that have been identified during implementation and application of certain GASB Statements. This Statement addresses a variety of topics including issues related to blending component units, goodwill, fair value measurement and application, and postemployment benefits (pensions and other postemployment benefits [OPEB]). Specifically, this Statement addresses the following topics:

- Blending a component unit in circumstances in which the primary government is a business-type activity that reports in a single column for financial statement presentation;
- Reporting amounts previously reported as goodwill and "negative" goodwill;
- Classifying real estate held by insurance entities;
- Measuring certain money market investments and participating interest-earning investment contracts at amortized cost;
- Timing of the measurement of pension or OPEB liabilities and expenditures recognized in financial statements prepared using the current financial resources measurement focus;
- Recognizing on-behalf payments for pensions or OPEB in employer financial statements;
- Presenting payroll-related measures in required supplementary information for purposes of reporting by OPEB plans and employers that provide OPEB;
- Classifying employer-paid member contributions for OPEB;
- Simplifying certain aspects of the alternative measurement method for OPEB;
- Accounting and financial reporting for OPEB provided through certain multiple-employer defined benefit OPEB plans.

The requirements of this Statement are effective for reporting periods beginning after June 15, 2017. Early implementation is encouraged.

In May 2017, the GASB issued Statement No. 86, *Certain Debt Extinguishment Issues*. The primary objective of this Statement is to improve consistency in accounting and financial reporting for in-substance defeasance of debt by providing guidance for transactions in which cash and other monetary assets acquired with only existing resources—resources other than the proceeds of refunding debt—are placed in an irrevocable trust for the sole purpose of extinguishing debt. This Statement also improves accounting and financial reporting for prepaid insurance on debt that is extinguished and notes to financial statements for debt that is defeased in substance.

The requirements of this Statement are effective for reporting periods beginning after June 15, 2017. Early implementation is encouraged.

In June 2017, the GASB issued Statement No. 87, *Leases*. The objective of this Statement is to better meet the information needs of financial statement users by improving accounting and financial reporting for leases by governments. This Statement increases the usefulness of governments' financial statements by requiring recognition of certain lease assets and liabilities for leases that previously were classified as operating leases and recognized as inflows of resources or outflows of resources based on the payment provisions of the contract. It establishes a single model for lease accounting based on the foundational principle that leases are financings of the right to use an underlying asset. Under this Statement, a lessee is required to recognize a lease liability and an intangible right-to-use lease asset, and a lessor is required to recognize a lease receivable and a deferred inflow of resources, thereby enhancing the relevance and consistency of information about governments' leasing activities.

PERALTA COMMUNITY COLLEGE DISTRICT

NOTES TO FINANCIAL STATEMENTS

JUNE 30, 2017

The requirements of this Statement are effective for the reporting periods beginning after December 15, 2019. Early implementation is encouraged.

NOTE 3 - DEPOSITS AND INVESTMENTS

Policies and Practices

The District is authorized under California Government Code to make direct investments in local agency bonds, notes, or warrants within the State; U.S. Treasury instruments; registered State warrants or treasury notes; securities of the U.S. Government, or its agencies; bankers acceptances; commercial paper; certificates of deposit placed with commercial banks and/or savings and loan companies; repurchase or reverse repurchase agreements; medium-term corporate notes; shares of beneficial interest issued by diversified management companies, certificates of participation, obligations with first priority security; and collateralized mortgage obligations. The District's internal investment policy requires asset managers to purchase and hold investments with a rating of Bb or higher.

Investment in County Treasury - The District is considered to be an involuntary participant in an external investment pool as the District is required to deposit all receipts and collections of monies with their County Treasurer (*Education Code* Section (ECS) 41001). The fair value of the District's investment in the Alameda County Investment Pool is reported in the accompanying financial statements at amounts based upon the District's pro-rata share of the fair value provided by the County Treasurer for the entire portfolio (in relation to the amortized cost of that portfolio). The balance available for withdrawal is based on the accounting records maintained by the Alameda County Treasurer, which is recorded on the amortized cost basis.

Other Investments

The District maintains investments outside the Alameda County Investment Pool as allowed by the District's investment policy. The District relies on a third party investment firm to manage the investment portfolio. The investments are stated at fair value as determined by quoted market prices in *The Wall Street Journal* at June 30, 2017.

PERALTA COMMUNITY COLLEGE DISTRICT

NOTES TO FINANCIAL STATEMENTS JUNE 30, 2017

General Authorizations

Limitations as they relate to interest rate risk, credit risk, and concentration of credit risk are indicated in the schedules below:

| Authorized Investment Type | Maximum Remaining Maturity | Maximum Percentage of Portfolio | Maximum Investment in One Issuer |
|---|----------------------------------|---------------------------------------|--|
| Local Agency Bonds, Notes, Warrants | 5 years | None | None |
| Registered State Bonds, Notes, Warrants | 5 years | None | None |
| U.S. Treasury Obligations | 5 years | None | None |
| U.S. Agency Securities | 5 years | None | None |
| Banker's Acceptance | 180 days | 40% | 30% |
| Commercial Paper | 270 days | 25% | 10% |
| Negotiable Certificates of Deposit | 5 years | 30% | None |
| Repurchase Agreements | 1 year | None | None |
| Reverse Repurchase Agreements | 92 days | 20% of base | None |
| Medium-Term Corporate Notes | 5 years | 30% | None |
| Mutual Funds | N/A | 20% | 10% |
| Money Market Mutual Funds | N/A | 20% | 10% |
| Mortgage Pass-Through Securities | 5 years | 20% | None |
| County Pooled Investment Funds | N/A | None | None |
| Local Agency Investment Fund (LAIF) | N/A | None | None |
| Joint Powers Authority Pools | N/A | None | None |

Authorized Under Debt Agreements

Investments of debt proceeds held by bond trustees are governed by provisions of the debt agreements rather than the general provisions of the California Government Code.

Summary of Deposits and Investments

Deposits and investments of as of June 30, 2017, consist of the following:

| | |
|--------------------------------|-----------------------|
| Primary government | \$ 342,618,400 |
| Fiduciary funds | 1,383,837 |
| Total Deposits and Investments | <u>\$ 344,002,237</u> |
| Cash on hand and in banks | \$ 17,456,810 |
| Cash in revolving | 43,348 |
| Investments | 326,502,079 |
| Total Deposits and Investments | <u>\$ 344,002,237</u> |

PERALTA COMMUNITY COLLEGE DISTRICT

NOTES TO FINANCIAL STATEMENTS

JUNE 30, 2017

Interest Rate Risk

Interest rate risk is the risk that changes in market interest rates will adversely affect the fair value of an investment. Generally, the longer the maturity of an investment, the greater the sensitivity of its fair value to changes in market interest rates. The District does not have a formal investment policy that limits investment maturities as a means of managing its exposure to fair value losses arising from increasing interest rates. The District manages its exposure to interest rate risk by investing in the Alameda County Investment Pool and having the pool purchase a combination of shorter term and longer term investments and by timing cash flows from maturities so that a portion of the portfolio is maturing or coming close to maturity evenly over time as necessary to provide the cash flow and liquidity needed for operations. The District maintains an investment of \$113,857,755 with the Alameda County Investment Pool with a weighted maturity of 393 days. Additionally, OPEB bond proceeds of \$212,644,324 have been invested in other instruments which equate to the CalPERS investment strategy.

Credit Risk

Credit risk is the risk that an issuer of an investment will not fulfill its obligation to the holder of the investment. This is measured by the assignment of a rating by a nationally recognized statistical rating organization. The District's investment in the Alameda County Investment Pool is not required to be rated, nor has it been rated as of June 30, 2017. The District's OPEB investments ratings range from Aaa to Caa according to Moody's Investors Service.

Custodial Credit Risk - Deposits

This is the risk that in the event of a bank failure, the District's deposits may not be returned to it. The District does not have a policy for custodial credit risk for deposits. However, the California Government Code requires that a financial institution secure deposits made by State or local governmental units by pledging securities in an undivided collateral pool held by a depository regulated under State law (unless so waived by the governmental unit). The market value of the pledged securities in the collateral pool must equal at least 110 percent of the total amount deposited by the public agencies. California law also allows financial institutions to secure public deposits by pledging first trust deed mortgage notes having a value of 150 percent of the secured public deposits and letters of credit issued by the Federal Home Loan Bank of San Francisco having a value of 105 percent of the secured deposits. As of June 30, 2017, the District's bank balance of \$17,133,772 was exposed to custodial credit risk because it was uninsured and collateralized with securities held by the pledging financial institution's trust department or agent, but not in the name of the District.

NOTE 4 - FAIR VALUE MEASUREMENTS

The District categorizes the fair value measurements of its investments based on the hierarchy established by generally accepted accounting principles. The fair value hierarchy, which has three levels, is based on the valuation inputs used to measure an asset's fair value. The following provides a summary of the hierarchy used to measure fair value:

Level 1 - Quoted prices in active markets for identical assets that the District has the ability to access at the measurement date. Level 1 assets may include debt and equity securities that are traded in an active exchange market and that are highly liquid and are actively traded in over-the-counter markets.

PERALTA COMMUNITY COLLEGE DISTRICT

NOTES TO FINANCIAL STATEMENTS

JUNE 30, 2017

Level 2 - Observable inputs, other than Level 1 prices, such as quoted prices for similar assets in active markets, quoted prices for identical or similar assets in markets that are not active, or other inputs that are observable, such as interest rates and curves observable at commonly quoted intervals, implied volatilities, and credit spreads. For financial reporting purposes, if an asset has a specified term, a Level 2 input is required to be observable for substantially the full term of the asset.

Level 3 - Unobservable inputs should be developed using the best information available under the circumstances, which might include the District's own data. The District should adjust that data if reasonably available information indicates that other market participants would use different data or certain circumstances specific to the District are not available to other market participants.

Uncategorized - Investments in the Alameda County Investment Pool are not measured using the input levels above because the District's transactions are based on a stable net asset value per share. All contributions and redemptions are transacted at \$1.00 net asset value per share.

The District's fair value measurements are as follows at June 30, 2017:

| Investment Type | Fair Value | Level 1 Inputs | Level 2 Inputs | Uncategorized |
|---|----------------|-------------------|-------------------|----------------|
| Alameda County Investment Pool | \$ 113,875,762 | \$ - | \$ - | \$ 113,875,762 |
| First American Government Obligation Fund | 306,424 | - | 306,424 | - |
| U.S. Government and Agencies | 21,361,692 | - | 21,361,692 | - |
| Mortgage Backed Securities | 14,456,836 | - | 14,456,836 | - |
| Collateralized Mortgage Obligations | 5,966,387 | - | 5,966,387 | - |
| Municipal Bonds | 121,418 | - | 121,418 | - |
| Domestic Corporate Bonds | 14,195,676 | - | 14,195,676 | - |
| Common Stock Domestic | 65,193,686 | 65,193,686 | - | - |
| Convertible Preferred Stock | 45,851 | - | 45,851 | - |
| Common Stock Foreign | 6,856,371 | 6,856,371 | - | - |
| Mutual Funds Fixed Income | 24,899,263 | - | 24,899,263 | - |
| Mutual Funds Equities | 50,897,123 | 46,586,919 | 4,310,204 | - |
| Exchange Traded Funds - Equity | 4,500,136 | 4,500,136 | - | - |
| Private Equity | 3,843,461 | - | 3,843,461 | - |
| Total | \$ 326,520,086 | \$ 123,137,112 | \$ 89,507,212 | \$ 113,875,762 |

All assets have been valued using a market approach, with quoted market prices.

PERALTA COMMUNITY COLLEGE DISTRICT

**NOTES TO FINANCIAL STATEMENTS
JUNE 30, 2017**

NOTE 5 - ACCOUNTS RECEIVABLE

Accounts receivable consisted primarily of intergovernmental grants, entitlements, and other local sources.

| | <u>Primary Government</u> | <u>Fiduciary Funds</u> |
|-----------------------------|-------------------------------|----------------------------|
| Federal Government | | |
| Categorical aid | \$ 4,093,726 | \$ - |
| State Government | | |
| Apportionment | 2,084,778 | - |
| Categorical aid | 2,058,668 | - |
| Lottery | 1,063,188 | - |
| Local Sources | | |
| Other local sources | 3,770,353 | 44,410 |
| Total | <u>\$ 13,070,713</u> | <u>\$ 44,410</u> |
| Student receivables | \$ 5,880,268 | \$ - |
| Less allowance for bad debt | <u>(1,670,864)</u> | - |
| Student receivables, net | <u>\$ 4,209,404</u> | <u>\$ -</u> |

PERALTA COMMUNITY COLLEGE DISTRICT

**NOTES TO FINANCIAL STATEMENTS
JUNE 30, 2017**

NOTE 6 - CAPITAL ASSETS

Capital asset activity for the primary government for the fiscal year ended June 30, 2017, was as follows:

| | July 1, 2016 | Additions | Deductions | June 30, 2017 |
|--|-----------------------|----------------------|----------------------|-----------------------|
| Capital Assets Not Being Depreciated | | | | |
| Land | \$ 11,913,296 | \$ - | \$ - | \$ 11,913,296 |
| Construction in progress | 164,028,287 | 20,991,306 | 67,966,781 | 117,052,812 |
| Total Capital Assets Not Being Depreciated | <u>175,941,583</u> | <u>20,991,306</u> | <u>67,966,781</u> | <u>128,966,108</u> |
| Capital Assets Being Depreciated | | | | |
| Buildings | 274,298,754 | 37,070,422 | - | 311,369,176 |
| Site improvements | 174,587,107 | 29,578,679 | - | 204,165,786 |
| Software and IT development | 32,646,762 | 5,899 | - | 32,652,661 |
| Machinery and equipment | 40,836,669 | 1,849,159 | - | 42,685,828 |
| Total Capital Assets Being Depreciated | <u>522,369,292</u> | <u>68,504,159</u> | <u>-</u> | <u>590,873,451</u> |
| Total Capital Assets | <u>698,310,875</u> | <u>89,495,465</u> | <u>67,966,781</u> | <u>719,839,559</u> |
| Less Accumulated Depreciation | | | | |
| Buildings | 117,348,462 | 6,032,675 | - | 123,381,137 |
| Site improvements | 36,719,651 | 9,377,790 | - | 46,097,441 |
| Software and IT development | 31,669,569 | 211,298 | - | 31,880,867 |
| Machinery and equipment | 40,725,161 | 420,632 | - | 41,145,793 |
| Total Accumulated Depreciation | <u>226,462,843</u> | <u>16,042,395</u> | <u>-</u> | <u>242,505,238</u> |
| Net Capital Assets | <u>\$ 471,848,032</u> | <u>\$ 73,453,070</u> | <u>\$ 67,966,781</u> | <u>\$ 477,334,321</u> |

Depreciation expense for the year was \$16,042,395.

Interest expense on capital related debt for the year ended June 30, 2017, was \$33,311,816. Of this amount, \$6,194,414 was capitalized.

PERALTA COMMUNITY COLLEGE DISTRICT

**NOTES TO FINANCIAL STATEMENTS
JUNE 30, 2017**

NOTE 7 - ACCOUNTS PAYABLE

Accounts payable consisted of the following:

| | Primary Government | Fiduciary Funds |
|------------------------------|-----------------------|--------------------|
| Accrued payroll and benefits | \$ 2,856,736 | \$ 415 |
| Construction contractors | 1,781,659 | - |
| Federal categorical | 48,196 | - |
| State categorical | 269,992 | - |
| Vendors and supplies | 8,499,242 | 81,954 |
| Total | <u>\$ 13,455,825</u> | <u>\$ 82,369</u> |

NOTE 8 - UNEARNED REVENUE

Unearned revenue consisted of the following:

| | Primary Government | Fiduciary Funds |
|-------------------------|-----------------------|--------------------|
| Federal categorical aid | \$ 72,913 | \$ - |
| State categorical aid | 11,510,464 | - |
| Enrollment fees | 1,961,249 | 22,494 |
| Other local | 856,073 | - |
| Total | <u>\$ 14,400,699</u> | <u>\$ 22,494</u> |

NOTE 9 - INTERFUND TRANSACTIONS

Interfund Receivables and Payables (Due To/Due From)

Interfund receivable and payable balances arise from interfund transactions and are recorded by all funds affected in the period in which transactions are executed. Interfund activity within the governmental funds and fiduciary funds has been eliminated respectively in the consolidation process of the basic financial statements. Balances owing between the primary government and the fiduciary funds are not eliminated in the consolidation process. As of June 30, 2017, the amount owed to the Fiduciary Funds from the Primary Government was \$260,363, and the amount owed to Primary Government from the Fiduciary Funds was \$346,822.

PERALTA COMMUNITY COLLEGE DISTRICT

**NOTES TO FINANCIAL STATEMENTS
JUNE 30, 2017**

Interfund Operating Transfers

Operating transfers between funds of the District are used to (1) move revenues from the fund that statute or budget requires to collect them to the fund that statute or budget requires to expend them, (2) move receipts restricted to debt service from the funds collecting the receipts to the debt service fund as debt service payments become due, and (3) use restricted revenues collected in the General Fund to finance various programs accounted for in other funds in accordance with budgetary authorizations. Operating transfers within the funds of the District have been eliminated in the consolidation process. Transfers between the primary government and the fiduciary funds are not eliminated in the consolidation process. During the 2017 fiscal year, there were no transfers between the Primary Government and the Fiduciary Funds.

NOTE 10 - LONG-TERM OBLIGATIONS

Summary

The changes in the District's long-term obligations during the fiscal year 2017 consisted of the following:

| | July 1, 2016 | Additions | Accretion | Deductions | June 30, 2017 | Due in One Year |
|--|-----------------------|----------------------|---------------------|------------------------|-----------------------|----------------------|
| General obligation bonds | \$ 463,723,112 | \$ - | \$ - | \$ (18,852,382) | \$ 444,870,730 | \$ 14,310,000 |
| 2005 Taxable Limited Obligation OPEB Bonds | 173,164,653 | - | 8,486,832 | (4,225,719) | 177,425,766 | 7,325,000 |
| 2006 OPEB Bond modification and restructuring | 10,254,744 | - | - | (90,271) | 10,164,473 | 96,289 |
| 2011 Taxable Refunding bonds | 47,055,000 | - | - | - | 47,055,000 | 1,095,000 |
| Total Bonds Payable | 694,197,509 | - | 8,486,832 | (23,168,372) | 679,515,969 | 22,826,289 |
| Other liabilities | | | | | | |
| Net Other postemployment benefits obligation | 35,859,726 | 11,731,509 | - | (7,627,708) | 39,963,527 | - |
| Claims liability | 2,733,000 | - | - | - | 2,733,000 | - |
| Load banking | 1,897,199 | 75,552 | - | - | 1,972,751 | - |
| Compensated absences | 5,373,119 | - | - | (514,409) | 4,858,710 | - |
| Aggregate net pension obligation | 104,610,262 | 27,727,636 | - | - | 132,337,898 | - |
| Total Long-Term Obligations | \$ 844,670,815 | \$ 39,534,697 | \$ 8,486,832 | \$ (31,310,489) | \$ 861,381,855 | \$ 22,826,289 |

PERALTA COMMUNITY COLLEGE DISTRICT

NOTES TO FINANCIAL STATEMENTS

JUNE 30, 2017

Description of Obligations

Payments on the general obligation bonds are made by the bond interest and redemption fund with local property tax collections. Debt service payments on the Other Postemployment Benefits (OPEB) Bonds will be made from the Unrestricted General Fund. Workers' compensation claims liability is an estimate based on an actuarial study completed by a third party specialist. Actual claims paid will be made from the Self-Insurance Fund.

Management is responsible to evaluate the adequacy of the change in value. The Net Other Postemployment Benefits Obligation is funded through payments for benefits and is reported within the fund the employees' salaries are charged. The compensated absences will be paid by the fund for which the employee worked. Load banking obligations are the responsibility of the General Fund in the year the employee utilizes the banked leave time. The aggregate net pension obligation will be paid by the fund for which the employee is currently working.

Bonded Debt

2006 General Obligation Bonds, Series A

In August 2006, the District issued \$75,000,000 of General Obligation Bonds, Election of 2006, Series A. The bonds are being issued to finance the acquisition, construction, and rehabilitation of District facilities. The bonds mature beginning August 1, 2007 through August 1, 2016, with interest yield rates ranging from 4.00 to 5.00 percent.

2006 General Obligation Bonds, Series B

In November 2007, the District issued \$100,000,000 of General Obligation Bonds, Election of 2006, Series B. The bonds are being issued to finance the acquisition, construction, and rehabilitation of District facilities. The bonds mature beginning August 1, 2009 through August 1, 2037, with interest rates ranging from 5.00 to 5.25 percent.

2006 General Obligation Bonds, Series C

In August 2009, the District issued \$100,000,000 of General Obligation Bonds, Election of 2006, Series C. The bonds are being issued to finance the acquisition, construction, and rehabilitation of District facilities. The bonds mature beginning August 1, 2012 through August 1, 2039, with interest rates ranging from 2.00 to 5.50 percent.

2016 General Obligation Bonds, Series D

In June 2016, the District issued \$50,000,000 of General Obligation Bonds, Election of 2006, Series D. The bonds are being issued to finance the acquisition, construction, and rehabilitation of District facilities. The bonds mature beginning August 1, 2032 through August 1, 2039, with interest rates ranging from 3.50 to 4.00 percent.

2009 General Obligation Refunding Bonds

In December 2009, the District issued, in the amount of \$39,080,000, the General Obligation Refunding Bonds to refund portions of the District's prior outstanding bonds. The bonds mature beginning August 1, 2010 through August 1, 2031, with interest yield rates ranging from 2.00 to 5.50 percent.

PERALTA COMMUNITY COLLEGE DISTRICT

NOTES TO FINANCIAL STATEMENTS JUNE 30, 2017

2012 General Obligation Refunding Bonds

In March 2012, the District issued, in the amount of \$59,005,000, the General Obligation Refunding Bonds to refund portions of the District's prior outstanding bonds. The bonds mature beginning August 1, 2012 through August 1, 2034, with interest yield rates ranging from 2.00 to 5.00 percent.

2014 General Obligation Refunding Bonds Series A

In August 2014, the District issued, in the amount of \$127,505,000, the General Obligation Refunding Bonds to refund portions of the District's prior outstanding bonds. The bonds mature beginning August 1, 2015 through August 1, 2035, with interest yield rates ranging from 2.00 to 5.00 percent.

2014 General Obligation Refunding Bonds Series B

In August 2014, the District issued, in the amount of \$30,220,000, the General Obligation Refunding Bonds to refund portions of the District's prior outstanding bonds. The bonds mature beginning August 1, 2015 through August 1, 2032, with interest yield rates ranging from 2.00 to 5.00 percent.

2016 General Obligation Refunding Bonds

In June 2016, the District issued, in the amount of \$107,825,000, the General Obligation Refunding Bonds to refund portions of the District's prior outstanding bonds. The bonds mature beginning August 1, 2016 through August 1, 2039, with interest yield rates ranging from 3.00 to 5.00 percent.

The outstanding general obligation debt is as follows:

| Series | Issue Date | Maturity Date | Interest Rate | Original Issue | Bonds | | Bonds | |
|-----------------------------------|------------|---------------|---------------|----------------|--------------------------|-------------------|---------------|---------------------------|
| | | | | | Outstanding July 1, 2016 | Issued/ Amortized | Redeemed | Outstanding June 30, 2017 |
| 2006 A | 8/10/2006 | 8/01/2016 | 4.00%-5.00% | \$ 75,000,000 | \$ 2,405,000 | \$ - | \$ 2,405,000 | \$ - |
| 2006 B | 11/15/2007 | 8/01/2037 | 5.00%-5.25% | 100,000,000 | 4,580,000 | - | 2,235,000 | 2,345,000 |
| 2006 C | 8/26/2009 | 8/01/2039 | 2.00%-5.50% | 100,000,000 | 8,885,000 | - | 2,070,000 | 6,815,000 |
| 2006 D | 06/16/2016 | 8/01/2039 | 3.50%-4.00% | 50,000,000 | 50,000,000 | - | - | 50,000,000 |
| Subtotal Election of 2006 | | | | | | | | 59,160,000 |
| 2009 | 12/17/2009 | 8/01/2031 | 2.00-5.50% | 39,080,000 | 29,275,000 | - | 1,440,000 | 27,835,000 |
| 2012 | 3/28/2012 | 8/01/2034 | 2.00-5.00% | 59,005,000 | 53,770,000 | - | 2,970,000 | 50,800,000 |
| 2014 A | 8/21/2014 | 8/01/2035 | 2.00%-5.00% | 127,505,000 | 126,200,000 | - | 685,000 | 125,515,000 |
| 2014 B | 8/21/2014 | 8/01/2032 | 2.00%-5.00% | 30,220,000 | 27,775,000 | - | 2,130,000 | 25,645,000 |
| 2016 | 06/16/2016 | 8/01/2039 | 3.00%-5.00% | 107,825,000 | 107,825,000 | - | 2,300,000 | 105,525,000 |
| Subtotal Refundings | | | | | | | | 335,320,000 |
| Subtotal General Obligation Bonds | | | | | | | | 394,480,000 |
| Bond Premiums | | | | | 53,008,112 | - | 2,617,382 | 50,390,730 |
| Total General Obligation Bonds | | | | | \$ 463,723,112 | \$ - | \$ 18,852,382 | \$ 444,870,730 |

PERALTA COMMUNITY COLLEGE DISTRICT

NOTES TO FINANCIAL STATEMENTS JUNE 30, 2017

General Obligation Bond - 2006 Series A, B, C, and D

The general obligation bonds mature through 2040 as follows:

| Year Ending June 30, | Principal | Interest | Total |
|-------------------------|----------------------|----------------------|-----------------------|
| 2018 | \$ 4,520,000 | \$ 2,305,094 | \$ 6,825,094 |
| 2019 | 2,265,000 | 2,142,538 | 4,407,538 |
| 2020 | 2,375,000 | 2,023,569 | 4,398,569 |
| 2021 | - | 1,961,225 | 1,961,225 |
| 2022 | - | 1,961,225 | 1,961,225 |
| 2023-2027 | - | 9,806,125 | 9,806,125 |
| 2028-2032 | - | 9,806,125 | 9,806,125 |
| 2033-2037 | 16,985,000 | 8,560,538 | 25,545,538 |
| 2038-2040 | 33,015,000 | 2,307,500 | 35,322,500 |
| Total | <u>\$ 59,160,000</u> | <u>\$ 40,873,939</u> | <u>\$ 100,033,939</u> |

General Obligation Bond - 2009 Refunding

The 2009 general obligation bonds mature through 2032 as follows:

| Year Ending June 30, | Principal | Interest | Total |
|-------------------------|----------------------|----------------------|----------------------|
| 2018 | \$ 1,495,000 | \$ 1,407,950 | \$ 2,902,950 |
| 2019 | 1,555,000 | 1,333,200 | 2,888,200 |
| 2020 | 930,000 | 1,260,450 | 2,190,450 |
| 2021 | 975,000 | 1,213,950 | 2,188,950 |
| 2022 | 2,060,000 | 1,174,950 | 3,234,950 |
| 2023-2027 | 11,995,000 | 4,194,325 | 16,189,325 |
| 2028-2032 | 8,825,000 | 1,229,050 | 10,054,050 |
| Total | <u>\$ 27,835,000</u> | <u>\$ 11,813,875</u> | <u>\$ 39,648,875</u> |

PERALTA COMMUNITY COLLEGE DISTRICT

NOTES TO FINANCIAL STATEMENTS JUNE 30, 2017

General Obligation Bond - 2012 Refunding

The 2012 general obligation bonds mature through 2035 as follows:

| <u>Year Ending June 30,</u> | <u>Principal</u> | <u>Interest</u> | <u>Total</u> |
|---------------------------------|----------------------|----------------------|----------------------|
| 2018 | \$ 3,085,000 | \$ 2,397,306 | \$ 5,482,306 |
| 2019 | 2,600,000 | 2,243,056 | 4,843,056 |
| 2020 | 2,730,000 | 2,113,056 | 4,843,056 |
| 2021 | 2,860,000 | 1,976,556 | 4,836,556 |
| 2022 | 3,000,000 | 1,833,556 | 4,833,556 |
| 2023-2027 | 12,990,000 | 6,873,781 | 19,863,781 |
| 2028-2032 | 15,535,000 | 3,978,225 | 19,513,225 |
| 2033-2035 | 8,000,000 | 625,188 | 8,625,188 |
| Total | <u>\$ 50,800,000</u> | <u>\$ 22,040,724</u> | <u>\$ 72,840,724</u> |

General Obligation Bond - 2014 Refunding

The 2014 general obligation bonds mature through 2036 as follows:

| <u>Year Ending June 30,</u> | <u>Principal</u> | <u>Interest</u> | <u>Total</u> |
|---------------------------------|-----------------------|----------------------|-----------------------|
| 2018 | \$ 5,210,000 | \$ 6,977,725 | \$ 12,187,725 |
| 2019 | 7,765,000 | 6,668,350 | 14,433,350 |
| 2020 | 8,170,000 | 6,269,975 | 14,439,975 |
| 2021 | 8,570,000 | 5,851,475 | 14,421,475 |
| 2022 | 8,060,000 | 5,435,725 | 13,495,725 |
| 2023-2027 | 41,100,000 | 21,232,300 | 62,332,300 |
| 2028-2032 | 54,725,000 | 10,004,025 | 64,729,025 |
| 2033-2036 | 17,560,000 | 1,017,163 | 18,577,163 |
| Total | <u>\$ 151,160,000</u> | <u>\$ 63,456,738</u> | <u>\$ 214,616,738</u> |

PERALTA COMMUNITY COLLEGE DISTRICT

NOTES TO FINANCIAL STATEMENTS JUNE 30, 2017

General Obligation Bond - 2016 Refunding

The 2016 general obligation bonds mature through 2040 as follows:

| Year Ending June 30, | Principal | Interest | Total |
|-------------------------|-----------------------|----------------------|-----------------------|
| 2018 | \$ - | \$ 4,784,350 | \$ 4,784,350 |
| 2019 | - | 4,784,350 | 4,784,350 |
| 2020 | - | 4,784,350 | 4,784,350 |
| 2021 | 2,465,000 | 4,735,050 | 7,200,050 |
| 2022 | 2,560,000 | 4,621,750 | 7,181,750 |
| 2023-2027 | 14,885,000 | 21,017,500 | 35,902,500 |
| 2028-2032 | 18,815,000 | 16,971,125 | 35,786,125 |
| 2033-2037 | 44,200,000 | 9,885,450 | 54,085,450 |
| 2038-2040 | 22,600,000 | 1,149,200 | 23,749,200 |
| Total | <u>\$ 105,525,000</u> | <u>\$ 72,733,125</u> | <u>\$ 178,258,125</u> |

Taxable 2005 Limited Obligation Other Postemployment Benefits Bonds

In December 2005, the District issued \$153,749,832 aggregate principal amount of Taxable 2005 Limited Obligation OPEB (Other Postemployment Benefits) Bonds to fund the District's obligation to pay certain health care benefits for certain retired District employees and pay certain costs of issuance. The bonds consisted of \$20,015,000 principal amount of fixed rate bonds, and \$133,734,832 initial principal amount of Convertible Auction Rate Securities. The Convertible Auction Rate Securities accrete to matured principal amount of \$394,225,000. Interest rates on the bonds range from 4.71 percent to 5.52 percent.

PERALTA COMMUNITY COLLEGE DISTRICT

NOTES TO FINANCIAL STATEMENTS JUNE 30, 2017

The bonds mature through 2050 as follows:

| Year Ending June 30, | Principal (Including Accreted Interest to Date) | Accreted Interest | Interest | Total |
|-------------------------|---|-----------------------|-----------------------|-----------------------|
| 2018 | \$ 4,502,311 | \$ 2,822,689 | \$ 1,638,743 | \$ 8,963,743 |
| 2019 | 4,994,031 | 3,130,969 | 1,258,575 | 9,383,575 |
| 2020 | 5,378,188 | 3,371,812 | 836,888 | 9,586,888 |
| 2021 | 4,533,044 | 2,841,956 | 382,763 | 7,757,763 |
| 2022 | 3,589,014 | 4,210,986 | 2,240,783 | 10,040,783 |
| 2023-2027 | 19,175,197 | 24,524,803 | 7,563,128 | 51,263,128 |
| 2028-2032 | 17,127,504 | 32,072,496 | 7,687,688 | 56,887,688 |
| 2033-2037 | 12,588,304 | 38,111,696 | 17,688,818 | 68,388,818 |
| 2038-2042 | 11,805,856 | 42,069,144 | 17,007,630 | 70,882,630 |
| 2043-2047 | 10,153,711 | 53,046,289 | 24,272,333 | 87,472,333 |
| 2048-2050 | 8,571,211 | 44,778,789 | 53,350,000 | 106,700,000 |
| Subtotal | <u>102,418,371</u> | <u>250,981,629</u> | <u>133,927,349</u> | <u>487,327,349</u> |
| Accumulated accretion | <u>75,007,395</u> | <u>(75,007,395)</u> | <u>-</u> | <u>-</u> |
| Total | <u>\$ 177,425,766</u> | <u>\$ 175,974,234</u> | <u>\$ 133,927,349</u> | <u>\$ 487,327,349</u> |

2006 Limited Obligation Other Postemployment Benefits Bonds Modification

The OPEB Bonds issued in 2005 were subject to an amendment wherein Lehman Brothers purchased three maturities (2006, 2007, and 2008 except \$135,000) in 2006. This is outlined in the "Supplement to the Official Statement" dated as of October 25, 2006, relating to the Taxable 2005 Limited Obligation OPEB Bonds. The purpose of the amendment was to convert 2006, 2007, and 2008 original maturities into bonds maturing August 5, 2049. The vehicle used was a capital accretion type financing that the supplement indicates would fully accrete by August 5, 2009, and would have bonds that mature through August 1, 2049. This is a unique financing structure that was developed to accommodate District wishes to reduce debt service in the initial years of the financing.

PERALTA COMMUNITY COLLEGE DISTRICT

**NOTES TO FINANCIAL STATEMENTS
JUNE 30, 2017**

The bonds mature through 2050 as follows:

| Year Ending June 30, | Principal | Interest | Total |
|-------------------------|----------------------|----------------------|----------------------|
| 2018 | \$ 96,289 | \$ 632,271 | \$ 728,560 |
| 2019 | 102,307 | 626,065 | 728,372 |
| 2020 | 108,325 | 619,482 | 727,807 |
| 2021 | 114,343 | 612,524 | 726,867 |
| 2022 | 120,361 | 605,189 | 725,550 |
| 2023-2027 | 746,237 | 2,896,183 | 3,642,420 |
| 2028-2032 | 1,017,049 | 2,622,926 | 3,639,975 |
| 2033-2037 | 1,384,150 | 2,251,124 | 3,635,274 |
| 2038-2042 | 1,895,683 | 1,742,411 | 3,638,094 |
| 2043-2047 | 2,593,776 | 1,045,447 | 3,639,223 |
| 2048-2050 | 1,985,953 | 191,449 | 2,177,402 |
| Total | <u>\$ 10,164,473</u> | <u>\$ 13,845,071</u> | <u>\$ 24,009,544</u> |

2011 Taxable Refunding Bonds

In October 2011, the District refunded the District's outstanding 2009 Taxable OPEB Refunding Bonds. The refunding was a current legal defeasance of the previously issued bonds. The new refunding bonds carry interest rates ranging from 3.47 percent to 6.91 percent and mature annually through August 1, 2031. The proceeds of the refunding were used to refinance all of the District's outstanding obligation 2009 Taxable OPEB Refunding Bonds and paying costs of issuing.

The bonds mature through 2032 as follows:

| Year Ending June 30, | Principal | Interest | Total |
|-------------------------|----------------------|----------------------|----------------------|
| 2018 | \$ 1,095,000 | \$ 3,257,869 | \$ 4,352,869 |
| 2019 | 1,270,000 | 3,199,506 | 4,469,506 |
| 2020 | 1,695,000 | 3,127,370 | 4,822,370 |
| 2021 | 2,465,000 | 3,026,365 | 5,491,365 |
| 2022 | 1,570,000 | 2,874,545 | 4,444,545 |
| 2023-2027 | 14,315,000 | 12,161,979 | 26,476,979 |
| 2028-2032 | 24,645,000 | 6,007,633 | 30,652,633 |
| Total | <u>\$ 47,055,000</u> | <u>\$ 33,655,267</u> | <u>\$ 80,710,267</u> |

Other Postemployment Benefits Letter of Credit

In August 2015, the District converted \$38,450,000 of Convertible Auction Rate Securities (CARS) to variable rate bonds with an LOC from Barclays Bank. The bonds carry Barclays Bank's short-term rating of A-1 (Moody's Investors Service) and A-2 (Standard & Poor's).

PERALTA COMMUNITY COLLEGE DISTRICT

NOTES TO FINANCIAL STATEMENTS

JUNE 30, 2017

Other Postemployment Benefits Obligation

The District's annual required contribution for the year ended June 30, 2017, was \$11,357,878, and contributions made by the District during the year were \$7,627,708. Interest on the net OPEB obligation and adjustments to the annual required contribution were \$2,420,531 and \$(2,046,900), respectively, which resulted in an increase to the net OPEB obligation of \$4,103,801. As of June 30, 2017, the net OPEB obligation was \$39,963,527. See Note 12 for additional information regarding the OPEB obligation and the postemployment benefits plan.

Claims Liability

At June 30, 2017, the liability for claims liability was \$2,733,000. See Note 13 for additional information.

Load Banking

At June 30, 2017, the liability for load banking agreements was \$1,972,751.

Compensated Absences

At June 30, 2017, the liability for compensated absences was \$4,858,710.

Aggregate Net Pension Obligation

At June 30, 2017, the liability for aggregate net pension obligation was \$132,337,898. See Note 14 for additional information on the aggregate net pension obligation.

NOTE 11 - INTEREST RATE SWAPS

2005 Limited Obligation Other Postemployment Benefits Bonds

Objective of the Morgan Stanley Interest Rate SWAP. The District entered into a series of six forward starting floating-to-fixed rate interest rate swaps to manage interest rate risk associated with its 2005 Taxable Limited Obligation Other Postemployment Bonds. The OPEB Bonds included six series of bonds that were initially issued at a fixed rate of interest, converting to a variable rate (auction rate) on separate dates and continuing in that mode until maturity of the individual series of bonds. In order to effectively convert the variable rate to a fixed rate for each of the six series of bonds in November 2006, the District entered into separate swap transactions with Morgan Stanley corresponding to each of the individual variable rate periods. Because the swap obligation only arises during the variable rate interest period for each series of bonds, the District does not become obligated to make swap payments until those periods arrive for each series of bonds. As of June 30, 2017, the 2005 Series B-2 through B-6 has a fair market value of \$(26,966,474). The intention of the swap was to effectively change the variable interest rate on the bonds to a synthetic fixed-rate of 5.158 percent, 5.279 percent, 5.207 percent, 5.055 percent, and 4.935 percent, respectively.

Terms. Under the swap agreement, the District pays a fixed rate of percent (as noted above) and the counterparty pays the District a floating rate option of 100 percent of London Interbank Offered Rate (LIBOR) with designated maturity of one month.

PERALTA COMMUNITY COLLEGE DISTRICT

NOTES TO FINANCIAL STATEMENTS

JUNE 30, 2017

Credit Risk. As of June 30, 2017, the District was not exposed to credit risk because the swap had a negative fair value. Ongoing swap risks lay if the counterparty defaults and the District incur cost to obtain replacement swap at the same economic terms.

Basis Risk. Adverse changes in the District's or credit providers' financial strength could result in basis risk.

Termination Risk. The District or the counterparty may terminate the swap if the other party fails to perform under the terms of the contract.

Derivative Instrument Types

Hedge Effectiveness. As of June 30, 2017, derivative instrument B-2 under governmental activities no longer meets the criteria for effectiveness and, thus, is considered to be an investment derivative instrument. Accordingly, the accumulated changes in its fair value in fiscal year 2017 of \$1,930,094 are reported within the investment revenue classification for the year ended June 30, 2017. The other interest rate swaps, B-3 through B-6, are considered to be hedging derivative instruments and are identified above as fair value hedges, change in market values are shown as deferred cash out flows on the Statement of Net Position.

The District used the dollar-offset method to evaluate hedge effectiveness for the interest rate swaps and rate cap. This method evaluates effectiveness by comparing the changes in expected cash flows or fair values of the potential hedging derivative instrument with the changes in expected cash flows or fair values of the hedgeable item.

Fair Values

Fair values for the District's derivative instruments were estimated using the following methods:

Interest Rate Swaps. Fair values for the interest rate swaps were estimated using the zero-coupon method, which calculates the future net settlement payments, assuming that current forward rates implied by the yield curve correctly anticipate future spot interest rates. The payments are then discounted using the spot rates implied by the current yield curve for hypothetical zero-coupon bonds due on the date of each future net settlement on the swaps.

| <u>Trade ID</u> | <u>Trade Date</u> | <u>Effective Date</u> | <u>Maturity Date</u> | <u>Currency</u> | <u>Original Notional</u> | <u>Market Value</u> | <u>Fixed Rate</u> |
|-----------------|-------------------|-----------------------|----------------------|-----------------|--------------------------|---------------------|-------------------|
| AUF3X | November 28, 2006 | August 5, 2039 | August 5, 2049 | USD | \$ 134,475,000 | \$ (10,621,861) | 4.935% |
| AUF3W | November 28, 2006 | August 5, 2031 | August 5, 2039 | USD | 86,650,000 | (6,687,175) | 5.055% |
| AUF3V | November 28, 2006 | August 5, 2025 | August 5, 2031 | USD | 57,525,000 | (4,190,212) | 5.207% |
| AUF3U | November 28, 2006 | August 5, 2020 | August 5, 2025 | USD | 43,175,000 | (3,645,986) | 5.279% |
| AUF3T | November 28, 2006 | August 5, 2015 | August 5, 2020 | USD | 38,450,000 | (1,821,240) | 5.158% |

PERALTA COMMUNITY COLLEGE DISTRICT

NOTES TO FINANCIAL STATEMENTS

JUNE 30, 2017

NOTE 12 - POSTEMPLOYMENT HEALTH CARE PLAN AND OTHER POSTEMPLOYMENT BENEFITS OBLIGATION

The District provides postemployment health care benefits for retired employees in accordance with negotiated contracts with the various bargaining units of the District.

Plan Description

The plan is a single-employer defined benefit health care plan administered by Peralta Community College District. The plan provides medical and dental insurance benefits and life insurance to eligible retirees and their spouses. Eligible benefits plan features are based on retirees' retirement date and current employees most recent hire date in accordance with collective bargaining unit agreements.

Contribution Information

The contribution requirements of plan members and the District are established and may be amended by the District and the District's bargaining units. The plan is currently funded on a pay-as-you-go basis. For fiscal year 2016-2017, the District contributed \$7,627,708 to the plan, comprised on premiums paid for medical insurance, claims expense, eligible Medicare reimbursements, and life insurance premiums for eligible plan members.

Annual OPEB Cost and Net OPEB Obligation

The District's annual OPEB cost (expense) is calculated based on the annual required contribution of the employer (ARC), an amount actuarially determined in accordance with the payments of GASB Statement No. 45. The ARC represents a level of funding that, if paid on an ongoing basis, is projected to cover normal cost each year and amortize any unfunded actuarial accrued liabilities (UAAL) (or funding costs) over a period not to exceed 30 years. The following table shows the components of the District's annual OPEB cost for the year, the amount actually contributed to the plan, and changes in the District's net OPEB obligation to the plan:

| | |
|--|-----------------------------|
| Annual required contribution | \$ 11,357,878 |
| Interest on net OPEB obligation | 2,420,531 |
| Adjustment to annual required contribution | (2,046,900) |
| Annual OPEB Cost | <u>11,731,509</u> |
| Contributions made | <u>(7,627,708)</u> |
| Increase in net OPEB obligation | 4,103,801 |
| Net OPEB obligation, beginning of year | 35,859,726 |
| Net OPEB obligation, end of year | <u><u>\$ 39,963,527</u></u> |

PERALTA COMMUNITY COLLEGE DISTRICT

**NOTES TO FINANCIAL STATEMENTS
JUNE 30, 2017**

Trend Information

Trend information for the annual OPEB cost, the percentage of annual OPEB costs contributed to the plan, and the net OPEB obligation for the past three years is as follows:

| Year Ended June 30, | Annual OPEB Costs | Actual Contribution | Percentage Contributed | Net OPEB Obligation |
|------------------------|----------------------|------------------------|---------------------------|------------------------|
| 2015 | \$ 10,186,562 | \$ 7,308,367 | 72% | \$ 32,794,490 |
| 2016 | 10,216,551 | 7,151,315 | 70% | 35,859,726 |
| 2017 | 11,731,509 | 7,627,708 | 65% | 39,963,527 |

Funding Status and Funding Progress

Employees Hired Prior to July 1, 2004 Retirees

| | |
|---|-----------------------|
| Actuarial Accrued Liability (AAL) | \$ 139,186,783 |
| Actuarial Value of Plan Assets | - |
| Unfunded Actuarial Accrued Liability (UAAL) | <u>\$ 139,186,783</u> |
| Funded Ratio (Actuarial Value of Plan Assets/AAL) | 0% |
| Covered Payroll | <u>N/A</u> |
| UAAL as Percentage of Covered Payroll | <u>N/A</u> |

Employees Hired After July 1, 2004 Retirees

| | |
|---|---------------------|
| Actuarial Accrued Liability (AAL) | \$ 6,355,011 |
| Actuarial Value of Plan Assets | - |
| Unfunded Actuarial Accrued Liability (UAAL) | <u>\$ 6,355,011</u> |
| Funded Ratio (Actuarial Value of Plan Assets/AAL) | 0% |
| Covered Payroll | <u>N/A</u> |
| UAAL as Percentage of Covered Payroll | <u>N/A</u> |

The above noted actuarial accrued liabilities were based on two November 1, 2016, actuarial valuations. One was for employees who were hired prior to July 1, 2004, and the other was related to those employees who were hired after July 1, 2004. Actuarial valuation of an ongoing plan involves estimates of the value of reported amounts and assumptions about the probability of occurrence of events far into the future. Examples include assumptions about future employment, mortality, and the health care cost trend. Amounts determined regarding the funded status of the plan and the annual required contribution of the employer are subject to continual revision as actual results are compared with past expectations and new estimates are made about the future. The Schedule of Other Postemployment Benefits Funding Progress, presented as required supplementary information, follows the notes to the financial statements and presents multi-year trend information about whether the actuarial value of plan assets is increasing or decreasing over time relative to the actuarial accrued liabilities for benefits.

PERALTA COMMUNITY COLLEGE DISTRICT

NOTES TO FINANCIAL STATEMENTS

JUNE 30, 2017

Actuarial Methods and Assumptions

Projections of benefits for financial reporting purposes are based on the substantive plan (the plan as understood by the employer and the plan members) and include the types of benefits provided at the time of each valuation and the historical pattern of sharing of benefit costs between the employer and the plan members to that point. The actuarial methods and assumptions used include techniques that are designed to reduce the effects of short-term volatility in actuarial accrued liabilities and the actuarial values of assets, consistent with the long-term perspective of the calculations.

Employees Hired Prior to July 1, 2004 Retirees

In the November 1, 2016, actuarial valuation, the entry age normal method was used. The actuarial assumptions included a 6.75 percent investment rate of return based on the assumed long-term return on plan assets or employer assets. The cost trend rate used for the medical program was four percent. The UAAL is being amortized at a level percentage of payroll method. The amortization period is a closed 30 year period. The actuarial value of assets was not determined in this actuarial study.

Employees Hired After July 1, 2004 Retirees

In the November 1, 2016, actuarial valuation, the entry age normal method was used. The actuarial assumptions included a 4.5 percent investment rate of return based on the assumed long-term return on plan assets or employer assets. The cost trend rate used for the medical program was four percent. The UAAL is being amortized at a level percentage of payroll method. The amortization period is a closed 30 year period. The actuarial value of assets was not determined in this actuarial study.

NOTE 13 - RISK MANAGEMENT

Property and Liability Insurance Coverage

The District is exposed to various risks of loss related to torts; theft of, damage to, and destruction of assets; errors and omissions; injuries to employees; and natural disasters. During the fiscal year ended June 30, 2017, the District contracted with the Alliance of Schools for Cooperative Insurance Program (ASCIP) Joint Powers Authority (JPA) for property and liability insurance coverage. Settled claims have not exceeded this commercial coverage in any of the past three years. There has not been a significant reduction in coverage from the prior year.

PERALTA COMMUNITY COLLEGE DISTRICT

NOTES TO FINANCIAL STATEMENTS

JUNE 30, 2017

Claims Liabilities

The District establishes a liability for both reported and unreported events, which includes estimates of both future payments of losses and related claim adjustment expenses. The following represent the changes in approximate aggregate liabilities for the District from July 1, 2015 to June 30, 2017:

| | <u>Workers'</u> <u>Compensation</u> |
|-------------------------------------|--|
| Liability Balance, July 1, 2015 | \$ 2,795,135 |
| Net claims and changes in estimates | 1,681,530 |
| Claims payments | <u>(1,743,665)</u> |
| Liability Balance, June 30, 2016 | <u>2,733,000</u> |
| Net claims and changes in estimates | 1,553,386 |
| Claims payments | <u>(1,553,386)</u> |
| Liability Balance, June 30, 2017 | <u><u>\$ 2,733,000</u></u> |

At June 30, 2017, the Internal Service Fund had a retained earnings in the amount of \$145,331.

Employee Medical Benefits

The District has contracted with the Alameda County Schools Insurance Group (ACSIG) Joint Powers Authority (JPA) to provide employee medical and surgical benefits. The JPA is a shared risk pool comprised of schools in Alameda County. Rates are set through an annual calculation process. The District pays a monthly contribution, which is placed in a common fund from which claim payments are made for all participating districts. Claims are paid for all participants regardless of claims flow. The Board of Trustees has a right to return monies to a district subsequent to the settlement of all expenses and claims if a district withdraws from the pool.

NOTE 14 - EMPLOYEE RETIREMENT SYSTEMS

Qualified employees are covered under multiple-employer defined benefit pension plans maintained by agencies of the State of California. Academic employees are members of CalSTRS and classified employees are members of CalPERS.

PERALTA COMMUNITY COLLEGE DISTRICT

NOTES TO FINANCIAL STATEMENTS

JUNE 30, 2017

For the fiscal year ended June 30, 2017, the District reported the net pension liabilities, pension expense, and deferred outflows of resources and deferred inflows of resources for each of the above plans as follows:

| <u>Pension Plan</u> | <u>Collective Net Pension Liability</u> | <u>Collective Deferred Outflows of Resources</u> | <u>Collective Deferred Inflows of Resources</u> | <u>Collective Pension Expense</u> |
|---------------------|---|--|---|---------------------------------------|
| CalSTRS | \$ 79,009,663 | \$ 12,581,975 | \$ 1,927,351 | \$ 7,723,841 |
| CalPERS | 53,328,235 | 17,274,623 | 1,602,196 | 7,709,010 |
| Total | <u>\$ 132,337,898</u> | <u>\$ 29,856,598</u> | <u>\$ 3,529,547</u> | <u>\$ 15,432,851</u> |

The details of each plan are as follows:

California State Teachers' Retirement System (CalSTRS)

Plan Description

The District contributes to the State Teachers' Retirement Plan (STRP) administered by CalSTRS. STRP is a cost-sharing multiple-employer public employee retirement system defined benefit pension plan. Benefit provisions are established by State statutes, as legislatively amended, within the State Teachers' Retirement Law.

A full description of the pension plan regarding benefit provisions, assumptions (for funding, but not accounting purposes), and membership information is listed in the June 30, 2015, annual actuarial valuation report, Defined Benefit Program Actuarial Valuation. This report and CalSTRS audited financial information are publically available reports that can be found on the CalSTRS website under Publications at: <http://www.calstrs.com/member-publications>.

Benefits Provided

The STRP provides retirement, disability, and survivor benefits to beneficiaries. Benefits are based on members' final compensation, age, and years of service credit. Members hired on or before December 31, 2012, with five years of credited service are eligible for the normal retirement benefit at age 60. Members hired on or after January 1, 2013, with five years of credited service are eligible for the normal retirement benefit at age 62. The normal retirement benefit is equal to 2.0 percent of final compensation for each year of credited service.

The STRP is comprised of four programs: Defined Benefit Program, Defined Benefit Supplement Program, Cash Balance Benefit Program, and Replacement Benefits Program. The STRP holds assets for the exclusive purpose of providing benefits to members and beneficiaries of these programs. CalSTRS also uses plan assets to defray reasonable expenses of administering the STRP. Although CalSTRS is the administrator of the STRP, the State is the sponsor of the STRP and obligor of the trust. In addition, the State is both an employer and nonemployer contributing entity to the STRP.

The District contributes exclusively to the STRP Defined Benefit Program, thus disclosures are not included for the other plans.

PERALTA COMMUNITY COLLEGE DISTRICT

NOTES TO FINANCIAL STATEMENTS JUNE 30, 2017

The STRP provisions and benefits in effect at June 30, 2017, are summarized as follows:

| | STRP Defined Benefit Program | |
|---|-----------------------------------|--------------------------------|
| | On or before December 31, 2012 | On or after January 1, 2013 |
| Hire date | December 31, 2012 | January 1, 2013 |
| Benefit formula | 2% at 60 | 2% at 62 |
| Benefit vesting schedule | 5 years of service | 5 years of service |
| Benefit payments | Monthly for life | Monthly for life |
| Retirement age | 60 | 62 |
| Monthly benefits as a percentage of eligible compensation | 2.0% - 2.4% | 2.0% - 2.4% |
| Required employee contribution rate | 10.25% | 9.205% |
| Required employer contribution rate | 12.58% | 12.58% |
| Required State contribution rate | 8.828% | 8.828% |

Contributions

Required member, District, and State of California contribution rates are set by the California Legislature and Governor and detailed in Teachers' Retirement Law. The contribution rates are expressed as a level percentage of payroll using the entry age normal actuarial method. In accordance with AB 1469, employer contributions into the CalSTRS will be increasing to a total of 19.1 percent of applicable member earnings phased over a seven-year period. The contribution rates for each plan for the year ended June 30, 2017, are presented above, and the District's total contributions were \$6,289,690.

Pension Liabilities, Pension Expense, and Deferred Outflows of Resources and Deferred Inflows of Resources Related to Pensions

At June 30, 2017, the District reported a liability for its proportionate share of the net pension liability that reflected a reduction for State pension support provided to the District. The amount recognized by the District as its proportionate share of the net pension liability, the related State support, and the total portion of the net pension liability that was associated with the District were as follows:

Total net pension liability, including State share:

| | |
|---|-----------------------|
| District's proportionate share of net pension liability | \$ 79,009,663 |
| State's proportionate share of net pension liability associated with the District | 44,978,792 |
| Total | <u>\$ 123,988,455</u> |

The net pension liability was measured as of June 30, 2016. The District's proportion of the net pension liability was based on a projection of the District's long-term share of contributions to the pension plan relative to the projected contributions of all participating college districts and the State, actuarially determined. The District's proportionate share for the measurement periods of June 30, 2016 and June 30, 2015, was 0.0977 percent and 0.0977 percent, respectively, resulting in no change in the District's proportionate share.

PERALTA COMMUNITY COLLEGE DISTRICT

NOTES TO FINANCIAL STATEMENTS

JUNE 30, 2017

For the year ended June 30, 2017, the District recognized pension expense of \$7,723,841. In addition, the District recognized pension expense and revenue of \$4,347,674 for support provided by the State. At June 30, 2017, the District reported deferred outflows of resources and deferred inflows of resources related to pensions from the following sources:

| | Deferred Outflows of Resources | Deferred Inflows of Resources |
|--|--------------------------------------|-------------------------------------|
| Pension contributions subsequent to measurement date | \$ 6,289,690 | \$ - |
| Net change in proportionate share of net pension liability | 11,055 | - |
| Differences between projected and actual earnings on the pension plan investments | 6,281,230 | - |
| Differences between expected and actual experience in the measurement of the total pension liability | - | 1,927,351 |
| Total | <u>\$ 12,581,975</u> | <u>\$ 1,927,351</u> |

The deferred outflows of resources related to pensions resulting from District contributions subsequent to the measurement date will be recognized as a reduction of the net pension liability in the subsequent fiscal year. The deferred outflows/(inflows) of resources related to the difference between projected and actual earning on pension plan investments will be amortized over a closed five-year period and will be recognized in pension expense as follows:

| Year Ended June 30, | Deferred Outflows/(Inflows) of Resources |
|------------------------|--|
| 2018 | \$ 137,036 |
| 2019 | 137,036 |
| 2020 | 3,651,300 |
| 2021 | 2,355,858 |
| Total | <u>\$ 6,281,230</u> |

PERALTA COMMUNITY COLLEGE DISTRICT

NOTES TO FINANCIAL STATEMENTS

JUNE 30, 2017

The deferred outflows/(inflows) of resources related to the net change in proportionate share of net pension liability and differences between expected and actual experience in the measurement of the total pension liability will be amortized over the Expected Average Remaining Service Life (EARSL) of all members that are provided benefits (active, inactive, and retirees) as of the beginning of the measurement period. The EARSL for the measurement period is seven years and will be recognized in pension expense as follows:

| Year Ended June 30, | Deferred Outflows/(Inflows) of Resources |
|------------------------|--|
| 2018 | \$ (349,910) |
| 2019 | (349,910) |
| 2020 | (349,910) |
| 2021 | (349,910) |
| 2022 | (349,909) |
| Thereafter | (166,747) |
| Total | <u>\$ (1,916,296)</u> |

Actuarial Methods and Assumptions

Total pension liability for STRP was determined by applying update procedures to a financial reporting actuarial valuation as of June 30, 2015, and rolling forward the total pension liability to June 30, 2016. The financial reporting actuarial valuation as of June 30, 2015, used the following methods and assumptions, applied to all prior periods included in the measurement:

| | |
|---------------------------|------------------------------------|
| Valuation date | June 30, 2015 |
| Measurement date | June 30, 2016 |
| Experience study | July 1, 2006 through June 30, 2010 |
| Actuarial cost method | Entry age normal |
| Discount rate | 7.60% |
| Investment rate of return | 7.60% |
| Consumer price inflation | 3.00% |
| Wage growth | 3.75% |

CalSTRS uses custom mortality tables to best fit the patterns of mortality among its members. These custom tables are based on RP2000 series tables adjusted to fit CalSTRS experience.

PERALTA COMMUNITY COLLEGE DISTRICT

NOTES TO FINANCIAL STATEMENTS

JUNE 30, 2017

The long-term expected rate of return on pension plan investments was determined using a building-block method in which best estimate ranges of expected future real rates of return (expected returns, net of pension plan investment expense, and inflation) are developed for each major asset class. The best estimate ranges were developed using capital market assumptions from CalSTRS general investment consultant. Based on the model for CalSTRS consulting actuary's investment practice, a best estimate range was determined by assuming the portfolio is re-balanced annually and that the annual returns are lognormally distributed and independent from year to year to develop expected percentiles for the long-term distribution of annualized returns. The assumed asset allocation is based on the Teachers' Retirement Board of the California State Teachers' Retirement System (board) policy for target asset allocation in effect on February 2, 2012, the date the current experience study was approved by the board. Best estimates of 10-year geometric real rates of return and the assumed asset allocation for each major asset class used as input to develop the actuarial investment rate of return are summarized in the following table:

| <u>Asset Class</u> | <u>Assumed Asset Allocation</u> | <u>Long-Term Expected Real Rate of Return</u> |
|--|---------------------------------|---|
| Global equity | 47% | 6.30% |
| Fixed income | 12% | 0.30% |
| Real estate | 13% | 5.20% |
| Private equity | 13% | 9.30% |
| Absolute Return/Risk Mitigating Strategies | 9% | 2.90% |
| Inflation sensitive | 4% | 3.80% |
| Cash/liquidity | 2% | -1.00% |

Discount Rate

The discount rate used to measure the total pension liability was 7.60 percent. The projection of cash flows used to determine the discount rate assumed the contributions from plan members and employers will be made at statutory contribution rates. Projected inflows from investment earnings were calculated using the long-term assumed investment rate of return (7.60 percent) and assuming that contributions, benefit payments, and administrative expense occurred midyear. Based on these assumptions, the STRP's fiduciary net position was projected to be available to make all projected future benefit payments to current plan members. Therefore, the long-term assumed investment rate of return was applied to all periods of projected benefit payments to determine total pension liability.

PERALTA COMMUNITY COLLEGE DISTRICT

NOTES TO FINANCIAL STATEMENTS

JUNE 30, 2017

The following presents the District's proportionate share of the net pension liability calculated using the current discount rate, as well as what the net pension liability would be if it were calculated using a discount rate that is one percent lower or higher than the current rate:

| <u>Discount Rate</u> | <u>Net Pension Liability</u> |
|-------------------------------|----------------------------------|
| 1% decrease (6.60%) | \$ 113,712,723 |
| Current discount rate (7.60%) | 79,009,663 |
| 1% increase (8.60%) | 50,187,318 |

California Public Employees' Retirement System (CalPERS)

Plan Description

Qualified employees are eligible to participate in the School Employer Pool (SEP) under CalPERS, a cost-sharing multiple-employer public employee retirement system defined benefit pension plan administered by CalPERS. Benefit provisions are established by State statutes, as legislatively amended, within the Public Employees' Retirement Law.

A full description of the pension plan regarding benefit provisions, assumptions (for funding, but not accounting purposes), and membership information is listed in the June 30, 2015, annual actuarial valuation report, Schools Pool Actuarial Valuation. This report and CalPERS audited financial information are publically available reports that can be found on the CalPERS website under Forms and Publications at: <https://www.calpers.ca.gov/page/forms-publications>.

Benefits Provided

CalPERS provides service retirement and disability benefits, annual cost of living adjustments, and death benefits to plan members who must be public employees and beneficiaries. Benefits are based on years of service credit, a benefit factor, and the member's final compensation. Members hired on or before December 31, 2012, with five years of total service are eligible to retire at age 50 with statutorily reduced benefits. Members hired on or after January 1, 2013, with five years of total service are eligible to retire at age 52 with statutorily reduced benefits. All members are eligible for non-duty disability benefits after five years of service. The Basic Death Benefit is paid to any member's beneficiary if the member dies while actively employed. An employee's eligible survivor may receive the 1957 Survivor Benefit if the member dies while actively employed, is at least age 50 (or age 52 for members hired on or after January 1, 2013), and has at least five years of credited service. The cost of living adjustments for each plan are applied as specified by the Public Employees' Retirement Law.

PERALTA COMMUNITY COLLEGE DISTRICT

NOTES TO FINANCIAL STATEMENTS JUNE 30, 2017

The CalPERS provisions and benefits in effect at June 30, 2017, are summarized as follows:

| | School Employer Pool (CalPERS) | |
|---|-----------------------------------|--------------------------------|
| | On or before December 31, 2012 | On or after January 1, 2013 |
| Hire date | December 31, 2012 | January 1, 2013 |
| Benefit formula | 2% at 55 | 2% at 62 |
| Benefit vesting schedule | 5 years of service | 5 years of service |
| Benefit payments | Monthly for life | Monthly for life |
| Retirement age | 55 | 62 |
| Monthly benefits as a percentage of eligible compensation | 1.1% - 2.5% | 1.0% - 2.5% |
| Required employee contribution rate | 7.00% | 6.00% |
| Required employer contribution rate | 13.888% | 13.888% |

Contributions

Section 20814(c) of the California Public Employees' Retirement Law requires that the employer contribution rates for all public employers be determined on an annual basis by the actuary and shall be effective on July 1 following notice of a change in the rate. Total plan contributions are calculated through the CalPERS annual actuarial valuation process. The actuarially determined rate is the estimated amount necessary to finance the costs of benefits earned by employees during the year, with an additional amount to finance any unfunded accrued liability. The District is required to contribute the difference between the actuarially determined rate and the contribution rate of employees. The contribution rates are expressed as a percentage of annual payroll. The contribution rates for each plan for the year ended June 30, 2017, are presented above, and the total District contributions were \$4,839,608.

Pension Liabilities, Pension Expense, and Deferred Outflows of Resources and Deferred Inflows of Resources Related to Pensions

As of June 30, 2017, the District reported net pension liabilities for its proportionate share of the CalPERS net pension liability totaling \$53,328,235. The net pension liability was measured as of June 30, 2016. The District's proportion of the net pension liability was based on a projection of the District's long-term share of contributions to the pension plan relative to the projected contributions of all participating college districts, actuarially determined. The District's proportionate share for the measurement periods of June 30, 2016 and June 30, 2015, was 0.2700 percent and 0.2636 percent, respectively, resulting in a net increase in the proportionate share of 0.0064 percent.

PERALTA COMMUNITY COLLEGE DISTRICT

NOTES TO FINANCIAL STATEMENTS

JUNE 30, 2017

For the year ended June 30, 2017, the District recognized pension expense of \$7,709,010. At June 30, 2017, the District reported deferred outflows of resources and deferred inflows of resources related to pensions from the following sources:

| | Deferred Outflows of Resources | Deferred Inflows of Resources |
|--|--------------------------------------|-------------------------------------|
| Pension contributions subsequent to measurement date | \$ 4,839,608 | \$ - |
| Net change in proportionate share of net pension liability | 1,866,563 | - |
| Differences between projected and actual earnings on the pension plan investments | 8,274,827 | - |
| Differences between expected and actual experience in the measurement of the total pension liability | 2,293,625 | - |
| Changes in assumptions | - | 1,602,196 |
| Total | <u>\$ 17,274,623</u> | <u>\$ 1,602,196</u> |

The deferred outflow of resources related to pensions resulting from District contributions subsequent to the measurement date will be recognized as a reduction of the net pension liability in the subsequent fiscal year. The deferred outflows/(inflows) of resources related to the difference between projected and actual earnings on pension plan investments will be amortized over a closed five-year period and will be recognized in pension expense as follows:

| Year Ended June 30, | Deferred Outflows/(Inflows) of Resources |
|------------------------|--|
| 2018 | \$ 1,160,653 |
| 2019 | 1,160,654 |
| 2020 | 3,793,862 |
| 2021 | 2,159,658 |
| Total | <u>\$ 8,274,827</u> |

PERALTA COMMUNITY COLLEGE DISTRICT

NOTES TO FINANCIAL STATEMENTS

JUNE 30, 2017

The deferred outflows/(inflows) of resources related to the net change in proportionate share of net pension liability, changes of assumptions, and differences between expected and actual experience in the measurement of the total pension liability will be amortized over the EARSL of all members that are provided benefits (active, inactive, and retirees) as of the beginning of the measurement period. The EARSL for the measurement period is 3.9 years and will be recognized in pension expense as follows:

| Year Ended June 30, | Deferred Outflows/(Inflows) of Resources |
|------------------------|--|
| 2018 | \$ 1,000,613 |
| 2019 | 966,233 |
| 2020 | 591,146 |
| Total | <u>\$ 2,557,992</u> |

Actuarial Methods and Assumptions

Total pension liability for the SEP was determined by applying update procedures to a financial reporting actuarial valuation as of June 30, 2015, and rolling forward the total pension liability to June 30, 2016. The financial reporting actuarial valuation as of June 30, 2015, used the following methods and assumptions, applied to all prior periods included in the measurement:

| | |
|---------------------------|------------------------------------|
| Valuation date | June 30, 2015 |
| Measurement date | June 30, 2016 |
| Experience study | July 1, 1997 through June 30, 2011 |
| Actuarial cost method | Entry age normal |
| Discount rate | 7.65% |
| Investment rate of return | 7.65% |
| Consumer price inflation | 2.75% |
| Wage growth | Varies by entry age services |

Mortality assumptions are based on mortality rates resulting from the most recent CalPERS experience study adopted by the CalPERS Board. For purposes of the post-retirement mortality rates, those revised rates include five years of projected ongoing mortality improvement using Scale AA published by the Society of Actuaries.

PERALTA COMMUNITY COLLEGE DISTRICT

NOTES TO FINANCIAL STATEMENTS

JUNE 30, 2017

In determining the long-term expected rate of return, CalPERS took into account both short-term and long-term market return expectations, as well as the expected pension fund cash flows. Using historical returns of all the funds' asset classes, expected compound returns were calculated over the short-term (first ten years) and the long-term (11-60 years) using a building-block approach. Using the expected nominal returns for both short-term and long-term, the present value of benefits was calculated for each fund. The expected rate of return was set by calculating the single equivalent expected return that arrived at the same present value of benefits for cash flows as the one calculated using both short-term and long-term returns. The expected rate of return was then set equivalent to the single equivalent rate calculated above and rounded down to the nearest one quarter of one percent. The target asset allocation and best estimates of arithmetic real rates of return for each major asset class are summarized in the following table:

| <u>Asset Class</u> | <u>Assumed Asset Allocation</u> | <u>Long-Term Expected Real Rate of Return</u> |
|-------------------------------|---------------------------------|---|
| Global equity | 51% | 5.71% |
| Global debt securities | 20% | 2.43% |
| Inflation assets | 6% | 3.36% |
| Private equity | 10% | 6.95% |
| Real estate | 10% | 5.13% |
| Infrastructure and Forestland | 2% | 5.09% |
| Liquidity | 1% | -1.05% |

Discount Rate

The discount rate used to measure the total pension liability was 7.65 percent. The projection of cash flows used to determine the discount rate assumed the contributions from plan members and employers will be made at statutory contribution rates. Based on these assumptions, the School Employer Pool fiduciary net position was projected to be available to make all projected future benefit payments to current plan members. Therefore, the long-term assumed investment rate of return was applied to all periods of projected benefit payments to determine total pension liability.

The following presents the District's proportionate share of the net pension liability calculated using the current discount rate, as well as what the net pension liability would be if it were calculated using a discount rate that is one percent lower or higher than the current rate:

| <u>Discount Rate</u> | <u>Net Pension Liability</u> |
|-------------------------------|------------------------------|
| 1% decrease (6.65%) | \$ 79,566,024 |
| Current discount rate (7.65%) | 53,328,235 |
| 1% increase (8.65%) | 31,480,113 |

PERALTA COMMUNITY COLLEGE DISTRICT

NOTES TO FINANCIAL STATEMENTS

JUNE 30, 2017

On Behalf Payments

The State of California makes contributions to CalSTRS and CalPERS on behalf of the District. These payments consist of State General Fund contributions to CalSTRS for the fiscal year ended June 30, 2017, amounted to \$2,965,687 (8.828 percent) of salaries subject to CalSTRS. Contributions are no longer appropriated in the annual *Budget Act* for the legislatively mandated benefits to CalPERS. Therefore, there is no on behalf contribution rate for CalPERS. No contributions were made for CalPERS for the year ended June 30, 2017. Under accounting principles generally accepted in the United States of America, these amounts are to be reported as revenues and expenditures. These amounts have been reflected in the basic financial statements as a component of nonoperating revenue and employee benefit expense.

NOTE 15 - PARTICIPATION IN PUBLIC ENTITY RISK POOLS AND JOINT POWERS AUTHORITIES

The District is a member of the Schools Excess Liability Fund (SELF), the Alliance of Schools for Cooperative Insurance Programs (ASCIP), the Alameda County Schools Insurance Group (ACSIG), and Golden West Financing Authority Joint Powers Authorities (JPAs). SELF, ASCIP, and ACSIG provide property and liability insurance and health insurance. Golden West Financing Authority provides assistance related to school facilities financing. The relationship between the District and the JPAs is such that they are not component units of the District for financial reporting purposes.

The JPAs have budgeting and financial reporting requirements independent of member units, and their financial statements are not presented in these financial statements; however, transactions between the JPAs and the District are included in these statements. Audited financial statements are available from the respective entities.

The District's share of year-end assets, liabilities, or fund equity has not been calculated.

During the year ended June 30, 2017, the District made payments of \$35,276, \$1,236,478, and \$74,260 to SELF, ASCIP, and ACSIG, respectively.

NOTE 16 - COMMITMENT AND CONTINGENCIES

Parking Mitigation

The District has set aside funds to mitigate the impact of parking at Berkeley City College. These funds have been requested by the City of Berkeley as part of the development of the area surrounding Berkeley City College. At June 30, 2017, the total amount that has been deposited in a separate account owned by the District is \$4,025,599. A formal agreement has not yet been finalized as to the actual mitigation project parameters. The funds that have been set aside are from general obligation bonds sold specifically for the construction of the Berkeley City College Campus.

PERALTA COMMUNITY COLLEGE DISTRICT

NOTES TO FINANCIAL STATEMENTS

JUNE 30, 2017

Construction Commitments

The District is involved with various long-term construction and renovation projects throughout the four college campuses and the District Office. The projects are in various stages of completion and are funded primarily through the voter approved general obligation bonds.

NOTE 17 - RESTATEMENT OF PRIOR YEAR NET POSITION

The beginning net position was restated for the correction of errors. The District performed analysis over the Student Accounts Receivable Allowance and made appropriate adjustments based on collectability. See the reconciliation of the beginning net position below.

| <u>Primary Government</u> | |
|---|-------------------------------|
| Net Position - Beginning of Year | \$ (25,079,878) |
| Student receivables | <u>(6,317,926)</u> |
| Net Position - Beginning of Year, as Restated | <u><u>\$ (31,397,804)</u></u> |

REQUIRED SUPPLEMENTARY INFORMATION

PERALTA COMMUNITY COLLEGE DISTRICT

**SCHEDULE OF OTHER POSTEMPLOYMENT BENEFITS (OPEB) FUNDING
PROGRESS
FOR THE YEAR ENDED JUNE 30, 2017**

| Actuarial Valuation Date | Actuarial Value of Assets (a) | Actuarial Liability (AAL) - Entry Age Method (b) | Unfunded AAL (UAAL) (b - a) | Funded Ratio (a / b) | Covered Payroll (c) | UAAL as a Percentage of Covered Payroll ((b - a) / c) |
|---|--|---|--|-------------------------------------|--------------------------------|--|
| 3/21/2011 | \$ - | \$ 221,198,000 | \$ 221,198,000 | \$ - | \$ 61,323,546 | 361% |
| 3/1/2013 | - | 174,703,920 | 174,703,920 | - | 76,212,840 | 229% |
| 11/1/2014 | - | 152,429,020 | 152,429,020 | - | 91,889,342 | 166% |
| November 1, 2016 (Pre July 1, 2014 Hires) | - | 139,186,783 | 139,186,783 | - | N/A | N/A |
| November 1, 2016 (Post July 1, 2014 Hires) | - | 6,355,011 | 6,355,011 | - | N/A | N/A |

See accompanying note to required supplementary information.

PERALTA COMMUNITY COLLEGE DISTRICT

**SCHEDULE OF THE DISTRICT'S PROPORTIONATE SHARE OF THE
NET PENSION LIABILITY
FOR THE YEAR ENDED JUNE 30, 2017**

| | <u>2017</u> | <u>2016</u> | <u>2015</u> |
|---|-----------------------|-----------------------|----------------------|
| CalSTRS | | | |
| District's proportion of the net pension liability | <u>0.0977%</u> | <u>0.0977%</u> | <u>0.0940%</u> |
| District's proportionate share of the net pension liability | \$ 79,009,663 | \$ 65,754,587 | \$ 54,918,256 |
| State's proportionate share of the net pension liability associated with the District | <u>44,978,792</u> | <u>34,776,928</u> | <u>33,162,014</u> |
| Total | <u>\$ 123,988,455</u> | <u>\$ 100,531,515</u> | <u>\$ 88,080,270</u> |
| District's covered-employee payroll | <u>\$ 49,324,706</u> | <u>\$ 45,180,068</u> | <u>\$ 39,942,761</u> |
| District's proportionate share of the net pension liability as a percentage of its covered-employee payroll | <u>160.18%</u> | <u>145.54%</u> | <u>137.49%</u> |
| Plan fiduciary net position as a percentage of the total pension liability | <u>70%</u> | <u>74%</u> | <u>77%</u> |
| CalPERS | | | |
| District's proportion of the net pension liability | <u>0.2700%</u> | <u>0.2636%</u> | <u>0.2533%</u> |
| District's proportionate share of the net pension liability | <u>\$ 53,328,235</u> | <u>\$ 38,855,675</u> | <u>\$ 28,756,787</u> |
| District's covered-employee payroll | <u>\$ 32,908,677</u> | <u>\$ 28,389,491</u> | <u>\$ 26,688,411</u> |
| District's proportionate share of the net pension liability as a percentage of its covered-employee payroll | <u>162.05%</u> | <u>136.87%</u> | <u>107.75%</u> |
| Plan fiduciary net position as a percentage of the total pension liability | <u>74%</u> | <u>79%</u> | <u>83%</u> |

Note : In the future, as data become available, ten years of information will be presented.

See accompanying note to required supplementary information.

PERALTA COMMUNITY COLLEGE DISTRICT

**SCHEDULE OF THE DISTRICT CONTRIBUTIONS
FOR THE YEAR ENDED JUNE 30, 2017**

| | <u>2017</u> | <u>2016</u> | <u>2015</u> |
|--|----------------------|----------------------|----------------------|
| CalSTRS | | | |
| Contractually required contribution | \$ 6,289,690 | \$ 5,292,541 | \$ 4,011,990 |
| Contributions in relation to the contractually required contribution | <u>(6,289,690)</u> | <u>(5,292,541)</u> | <u>(4,011,990)</u> |
| Contribution deficiency (excess) | <u>\$ -</u> | <u>\$ -</u> | <u>\$ -</u> |
| District's covered-employee payroll | <u>\$ 49,997,536</u> | <u>\$ 49,324,706</u> | <u>\$ 45,180,068</u> |
| Contributions as a percentage of covered-employee payroll | <u>12.58%</u> | <u>10.73%</u> | <u>8.88%</u> |
| CalPERS | | | |
| Contractually required contribution | \$ 4,839,608 | \$ 3,898,691 | \$ 3,341,727 |
| Contributions in relation to the contractually required contribution | <u>(4,839,608)</u> | <u>(3,898,691)</u> | <u>(3,341,727)</u> |
| Contribution deficiency (excess) | <u>\$ -</u> | <u>\$ -</u> | <u>\$ -</u> |
| District's covered-employee payroll | <u>\$ 34,847,408</u> | <u>\$ 32,908,677</u> | <u>\$ 28,389,491</u> |
| Contributions as a percentage of covered-employee payroll | <u>13.888%</u> | <u>11.847%</u> | <u>11.771%</u> |

Note : In the future, as data become available, ten years of information will be presented.

See accompanying note to required supplementary information.

PERALTA COMMUNITY COLLEGE DISTRICT

NOTE TO REQUIRED SUPPLEMENTARY INFORMATION JUNE 30, 2017

NOTE 1 - PURPOSE OF SCHEDULES

Schedule of Other Postemployment Benefits (OPEB) Funding Progress

This schedule is intended to show trends about the funding progress of the District's actuarially determined liability for postemployment benefits other than pensions.

Schedule of the District's Proportionate Share of the Net Pension Liability

This schedule presents information on the District's proportionate share of the net pension liability (NPL), the plans' fiduciary net positions and, when applicable, the State's proportionate share of the NPL associated with the District. In the future, as data becomes available, ten years of information will be presented.

Changes in Benefit Terms – There were no changes in benefit terms since the previous valuations for both CalSTRS and CalPERS.

Changes in Assumptions – There were no changes in economic assumptions for either the CalSTRS or CalPERS plans from the previous valuations.

Schedule of District Contributions

This schedule presents information on the District's required contribution, the amounts actually contributed, and any excess or deficiency related to the required contribution. In the future, as data becomes available, ten years of information will be presented.

SUPPLEMENTARY INFORMATION

PERALTA COMMUNITY COLLEGE DISTRICT

DISTRICT ORGANIZATION

JUNE 30, 2017

Peralta Community College District was established in 1964 by the electorates of six Alameda County school districts: Alameda, Albany, Berkeley, Emeryville, Oakland, and Piedmont. The District consists of the following two-year community colleges: College of Alameda, Laney College, Merritt College, and Berkeley City College. The District's colleges are accredited by the Accrediting Commission for Community and Junior Colleges, Western Association of Schools and Colleges, which is one of six regional associations that accredit public and private schools, colleges, and universities in the United States.

BOARD OF TRUSTEES

| <u>MEMBER</u> | <u>OFFICE</u> | <u>TERM EXPIRES</u> |
|-------------------------|-----------------|---------------------|
| Ms. Julina Bonilla | President | 2018 |
| Ms. Meredith Brown | Vice President | 2020 |
| Dr. William Riley | Member | 2018 |
| Mr. Kaden Weinstein | Member | 2020 |
| Dr. Nicky González Yuen | Member | 2020 |
| Ms. Linda Handy | Member | 2018 |
| Mr. Bill Withrow | Member | 2020 |
| Ms. Nesi Moore | Student Trustee | 2017 |
| Mr. Corey Hollis | Student Trustee | 2017 |

ADMINISTRATION

| | |
|-------------------------|---|
| Dr. Jowel C. Laguerre | Chancellor |
| Ms. Tammeil Gilkerson | President, Laney College |
| Ms. Rowena Tomaneng | President, Berkeley City College |
| Dr. Marie-Elaine Burns | President, Merritt College |
| Mr. Timothy Karas | President, College of Alameda |
| Ms. Christine Williams | Interim Vice Chancellor, Finance and Administration |
| Dr. Sadiq Ikharo | Vice Chancellor, General Services |
| Ms. Trudy Largent, J.D. | Vice Chancellor, Human Resources |
| Dr. Siri Brown | Vice Chancellor, Academic Affairs |
| Ms. Nitasha Sawhney | Acting General Counsel |

See accompanying note to supplementary information.

PERALTA COMMUNITY COLLEGE DISTRICT

**SCHEDULE OF EXPENDITURES OF FEDERAL AWARDS
FOR THE YEAR ENDED JUNE 30, 2017**

| Federal Grantor/Pass-Through Grantor/Program or Cluster Title | CFDA Number | Pass-Through Entity Identifying Number | Federal Expenditures |
|--|------------------------|---|---------------------------------|
| U.S. DEPARTMENT OF EDUCATION | | | |
| Student Financial Assistance Cluster | | | |
| Federal Pell Grant Program | 84.063 | | \$ 27,768,085 |
| Federal Supplemental Education Opportunity Grants | 84.007 | | 971,370 |
| Federal Work Study Program | 84.033 | | 728,466 |
| Federal Work Study Administration Allowance | 84.033 | | 44,125 |
| Federal Direct Student Loans | 84.268 | | 3,928,988 |
| Total Student Financial Assistance Cluster | | | <u>33,441,034</u> |
| Asian Pacific Academic Student Success | 84.382B | | 65,843 |
| Passed through the California Community College Chancellor's Office | | | |
| Career and Technical Education, Perkins IV, Title I-C | 84.048 | 16-C01-041 | 682,940 |
| Career and Technical Education Transitions | 84.048A | 16-C01-041 | 168,531 |
| Passed through the California Department of Rehabilitation | | | |
| State Vocational Rehabilitation Services - Workability | 84.126A | 29547 | 481,082 |
| State Vocational Rehabilitation Services - College 2 Career Program | 84.126A | 29295 | 230,325 |
| TOTAL U.S. DEPARTMENT OF EDUCATION | | | <u>35,069,755</u> |
| U.S. DEPARTMENT OF AGRICULTURE | | | |
| Passed through the California Department of Education | | | |
| Child Care and Adult Food Program | 10.558 | 1912-4A | <u>72,264</u> |
| U.S. DEPARTMENT OF LABOR | | | |
| Workforce Investment Act (WIA) Cluster | | | |
| Passed through the County of Alameda | | | |
| WIA Adult - One Stop Career Center | 17.258 | 90050 | 252,825 |
| WIA Dislocated Workers - One Stop Career Center | 17.278 | 90050 | 398,492 |
| Total Workforce Investment Act (WIA) Cluster | | | <u>651,317</u> |
| TOTAL U.S. DEPARTMENT OF LABOR | | | <u>651,317</u> |
| U.S. DEPARTMENT OF STATE | | | |
| Passed through the Institute of International Education | | | |
| Academic Exchange Programs - Fullbright Gateway Orientation Program | 19.400 | [1] | <u>45,232</u> |

[1] Pass-Through Entity Identifying Number not available.

* Research and Development grant.

See accompanying note to supplementary information.

PERALTA COMMUNITY COLLEGE DISTRICT

**SCHEDULE OF EXPENDITURES OF FEDERAL AWARDS, Continued
FOR THE YEAR ENDED JUNE 30, 2017**

| Federal Grantor/Pass-Through Grantor/Program or Cluster Title | CFDA Number | Pass-Through Entity Identifying Number | Federal Expenditures |
|--|------------------------|---|---------------------------------|
| Research and Development Cluster | | | |
| NATIONAL SCIENCE FOUNDATION | | | |
| Environmental Control Technology Education* | 47.076 | | \$ 1,070,667 |
| U.S. DEPARTMENT OF HEALTH AND HUMAN SERVICES | | | |
| Passed through the Regents of the University of California | | | |
| Berkeley Bridges to the Baccalaureate | 93.859 | 9231 | 10,447 |
| Total Research and Development Cluster | | | <u>1,081,114</u> |
| U.S. DEPARTMENT OF HEALTH AND HUMAN SERVICES | | | |
| Temporary Assistance for Needy Families (TANF) Cluster | | | |
| Passed through the California Community College Chancellor's Office | | | |
| Temporary Assistance for Needy Families | 93.558 | [1] | 137,395 |
| Passed through the Yosemite Community College District, Child Development Training Consortium | | | |
| Child Care and Development Block Grant - CDTC | 93.575 | 16-17-2498 | 9,767 |
| TOTAL U.S. DEPARTMENT OF HEALTH AND HUMAN SERVICES | | | <u>147,162</u> |
| U.S. DEPARTMENT OF VETERAN AFFAIRS | | | |
| Veterans Administration Fees | 64.032 | | <u>2,263</u> |
| U.S. DEPARTMENT OF COMMERCE | | | |
| Passed through the Corporation for Manufacturing Excellence | | | |
| Manex Program | 11.611 | 02-70NANB12H275 | <u>7,033</u> |
| CORPORATION FOR NATIONAL AND COMMUNITY SERVICE | | | |
| AmeriCorps - National Service Awards | 94.006 | | 764 |
| TOTAL FEDERAL EXPENDITURES | | | <u>\$ 37,076,904</u> |

[1] Pass-Through Entity Identifying Number not available.

* Research and Development grant.

See accompanying note to supplementary information.

PERALTA COMMUNITY COLLEGE DISTRICT

**SCHEDULE OF EXPENDITURES OF STATE AWARDS
FOR THE YEAR ENDED JUNE 30, 2017**

| Program | Program Revenues | | | |
|---|--------------------------|---|-----------------------------|--------------------------|
| | Cash Received | Accounts Receivable (Payables) | Unearned Revenue | Total Revenue |
| Strong Workforce Regional | \$ - | \$ 184,197 | \$ - | \$ 184,197 |
| Alameda County Department | 2,804 | - | 2,642 | 162 |
| Song Brown RN Program | - | - | - | - |
| Instructional Equipment | 2,063,142 | - | 505,135 | 1,558,007 |
| Staff Diversity | 107,425 | - | 98,315 | 9,110 |
| CARE | 621,690 | (1,263) | - | 620,427 |
| EOPS | 3,059,744 | (4,843) | - | 3,054,901 |
| SFAA/BFAP | 1,229,395 | - | - | 1,229,395 |
| DSPS | 2,873,003 | (9,275) | - | 2,863,728 |
| Advanced Welding Course Training | 10,543 | - | 4,631 | 5,912 |
| Deputy Sector Navigator Grant | - | 649,426 | - | 649,426 |
| Career Pathways Trust | 7,994,812 | - | 3,960,243 | 4,034,569 |
| BayClean Prop 39 Clean Energy | 511,557 | 676,822 | - | 1,188,379 |
| Student Success and Support Services | 8,108,271 | - | 1,333,438 | 6,774,833 |
| CTE Enhancement Funds | 131,399 | 110,080 | 97,950 | 143,529 |
| Work-Based Learning Program Development | 42,030 | 73,631 | - | 115,661 |
| Student Equity Plans | 4,494,770 | - | 726,608 | 3,768,162 |
| CalWORKs | 742,724 | (42,819) | - | 699,905 |
| Foster Youth Success | 1,394,822 | (206,586) | - | 1,188,236 |
| Nursing Enrollment Growth | 74,589 | 22,411 | - | 97,000 |
| Lottery | 1,056,366 | - | - | 1,056,366 |
| Career Ladders Project | 66,562 | 1,965 | 26,552 | 41,975 |
| CTE Community Collaborative | 55,033 | - | 53,266 | 1,767 |
| Adult Education Block Grant | 8,820,697 | - | 1,236,930 | 7,583,767 |
| CAA/Contra Costa | - | 167,967 | - | 167,967 |
| Child Care - Department of Education | 794,485 | 26,607 | - | 821,092 |
| Child Care - Tax Bailout | 389,770 | - | - | 389,770 |
| Cal Grant B/C | 1,985,843 | 42,448 | - | 2,028,291 |
| Basic Skills | 621,143 | (5,206) | 252,332 | 363,605 |
| FTSS Grant | 629,549 | - | 78,721 | 550,828 |
| Basic Skills New Tran | 2,394,853 | - | 1,188,053 | 1,206,800 |
| Apprenticeship Program | 11,940 | - | - | 11,940 |
| Strong Workforce Program | 2,156,948 | - | 1,687,007 | 469,941 |
| CTE Unlocked | 200,000 | - | 175,405 | 24,595 |
| Oakland Workforce Development | - | 103,114 | - | 103,114 |
| AB 798 Textbook Affordability | 36,000 | - | 28,430 | 7,570 |
| Institutional Effectiveness | 50,000 | - | 47,560 | 2,440 |
| SB10701 | 15,000 | - | - | 15,000 |
| Zero Textbook Cost Degree | 14,399 | - | 7,246 | 7,153 |
| | <u>\$ 52,761,308</u> | <u>\$ 1,788,676</u> | <u>\$ 11,510,464</u> | <u>\$ 43,039,520</u> |

See accompanying note to supplementary information.

Program
Expenditures

\$ 184,197
162
-
1,558,007
9,110
620,427
3,054,901
1,229,395
2,863,728
5,912
649,426
4,034,569
1,188,379
6,774,833
143,529
115,661
3,768,162
699,905
1,188,236
97,000
1,056,366
41,975
1,767
7,583,767
167,967
821,092
389,770
2,028,291
363,605
550,828
1,206,800
11,940
469,941
24,595
103,114
7,570
2,440
15,000
7,153
\$ 43,039,520

PERALTA COMMUNITY COLLEGE DISTRICT

**SCHEDULE OF WORKLOAD MEASURES FOR STATE GENERAL
 APPORTIONMENT ANNUAL (ACTUAL) ATTENDANCE
 FOR THE YEAR ENDED JUNE 30, 2017**

| CATEGORIES | <u>Reported Data*</u> | <u>Audit Adjustments</u> | <u>Audited Data</u> |
|---|---------------------------|------------------------------|-------------------------|
| A. Summer Intersession (Summer 2016 only) | | | |
| 1. Noncredit* | 8.94 | - | 8.94 |
| 2. Credit | 85.81 | - | 85.81 |
| B. Summer Intersession (Summer 2017 - Prior to July 1, 2017) | | | |
| 1. Noncredit* | - | - | - |
| 2. Credit | - | - | - |
| C. Primary Terms (Exclusive of Summer Intersession) | | | |
| 1. Census Procedure Courses | | | |
| (a) Weekly Census Contact Hours | 12,324.96 | (5.93) | 12,319.03 |
| (b) Daily Census Contact Hours | 916.89 | (7.04) | 909.85 |
| 2. Actual Hours of Attendance Procedure Courses | | | |
| (a) Noncredit* | 134.63 | - | 134.63 |
| (b) Credit | 98.89 | - | 98.89 |
| 3. Independent Study/Work Experience | | | |
| (a) Weekly Census Contact Hours | 1,600.52 | - | 1,600.52 |
| (b) Daily Census Contact Hours | 610.65 | - | 610.65 |
| (c) Noncredit Independent Study/Distance Education Courses | - | - | - |
| D. Total FTES | <u>15,781.29</u> | <u>(12.97)</u> | <u>15,768.32</u> |
| SUPPLEMENTAL INFORMATION (Subset of Above Information) | | | |
| H. Basic Skills Courses and Immigrant Education | | | |
| 1. Noncredit* | 131.20 | - | 131.20 |
| 2. Credit | 1,608.86 | - | 1,608.86 |

* Including Career Development and College Preparation (CDCP) FTES.

See accompanying note to supplementary information.

PERALTA COMMUNITY COLLEGE DISTRICT

**RECONCILIATION OF EDUCATION CODE SECTION 84362 (50 PERCENT LAW) CALCULATION
FOR THE YEAR ENDED JUNE 30, 2017**

| | Object/TOP Codes | ECS 84362 A Instructional Salary Cost AC 0100 - 5900 and AC 6110 | | | ECS 84362 B Total CEE AC 0100 - 6799 | | |
|---|------------------|--|-------------------|-------------------|--|-------------------|--------------------|
| | | Reported Data | Audit Adjustments | Audited Data | Reported Data | Audit Adjustments | Audited Data |
| <u>Academic Salaries</u> | | | | | | | |
| Instructional Salaries | | | | | | | |
| Contract or Regular | 1100 | \$ 23,009,475 | \$ - | \$ 23,009,475 | \$ 23,009,475 | \$ - | \$ 23,009,475 |
| Other | 1300 | 18,957,473 | - | 18,957,473 | 18,957,473 | - | 18,957,473 |
| Total Instructional Salaries | | 41,966,948 | - | 41,966,948 | 41,966,948 | - | 41,966,948 |
| Noninstructional Salaries | | | | | | | |
| Contract or Regular | 1200 | - | - | - | 7,804,529 | - | 7,804,529 |
| Other | 1400 | - | - | - | 652,997 | - | 652,997 |
| Total Noninstructional Salaries | | - | - | - | 8,457,526 | - | 8,457,526 |
| Total Academic Salaries | | 41,966,948 | - | 41,966,948 | 50,424,474 | - | 50,424,474 |
| <u>Classified Salaries</u> | | | | | | | |
| Noninstructional Salaries | | | | | | | |
| Regular Status | 2100 | - | - | - | 20,160,339 | - | 20,160,339 |
| Other | 2300 | - | - | - | 2,404,676 | - | 2,404,676 |
| Total Noninstructional Salaries | | - | - | - | 22,565,015 | - | 22,565,015 |
| Instructional Aides | | | | | | | |
| Regular Status | 2200 | 1,519,383 | - | 1,519,383 | 1,519,383 | - | 1,519,383 |
| Other | 2400 | 611,362 | - | 611,362 | 611,362 | - | 611,362 |
| Total Instructional Aides | | 2,130,745 | - | 2,130,745 | 2,130,745 | - | 2,130,745 |
| Total Classified Salaries | | 2,130,745 | - | 2,130,745 | 24,695,760 | - | 24,695,760 |
| Employee Benefits | 3000 | 28,584,851 | - | 28,584,851 | 51,180,099 | - | 51,180,099 |
| Supplies and Material | 4000 | - | - | - | 889,218 | - | 889,218 |
| Other Operating Expenses | 5000 | - | - | - | 17,100,615 | - | 17,100,615 |
| Equipment Replacement | 6420 | - | - | - | 329,574 | - | 329,574 |
| Total Expenditures Prior to Exclusions | | 72,682,544 | - | 72,682,544 | 144,619,740 | - | 144,619,740 |

See accompanying note to supplementary information.

PERALTA COMMUNITY COLLEGE DISTRICT

**RECONCILIATION OF *EDUCATION CODE* SECTION 84362 (50 PERCENT LAW) CALCULATION, Continued
FOR THE YEAR ENDED JUNE 30, 2017**

| | Object/TOP Codes | ECS 84362 A Instructional Salary Cost AC 0100 - 5900 and AC 6110 | | | ECS 84362 B Total CEE AC 0100 - 6799 | | |
|---|---------------------|--|----------------------|-----------------|--|----------------------|-----------------|
| | | Reported Data | Audit Adjustments | Audited Data | Reported Data | Audit Adjustments | Audited Data |
| <u>Exclusions</u> | | | | | | | |
| Activities to Exclude | | | | | | | |
| Instructional Staff - Retirees' Benefits and Retirement Incentives | 5900 | \$ 5,647,926 | \$ - | \$ 5,647,926 | \$ 5,647,926 | \$ - | \$ 5,647,926 |
| Student Health Services Above Amount Collected | 6441 | - | - | - | - | - | - |
| Student Transportation | 6491 | - | - | - | - | - | - |
| Noninstructional Staff - Retirees' Benefits and Retirement Incentives | 6740 | - | - | - | 2,456,156 | - | 2,456,156 |
| Objects to Exclude | | | | | | | |
| Rents and Leases | 5060 | - | - | - | - | - | - |
| Lottery Expenditures | | | | | | | |
| Academic Salaries | 1000 | - | - | - | - | - | - |
| Classified Salaries | 2000 | - | - | - | - | - | - |
| Employee Benefits | 3000 | - | - | - | - | - | - |
| Supplies and Materials | 4000 | - | - | - | - | - | - |
| Software | 4100 | - | - | - | - | - | - |
| Books, Magazines, and Periodicals | 4200 | - | - | - | - | - | - |
| Instructional Supplies and Materials | 4300 | - | - | - | - | - | - |
| Noninstructional Supplies and Materials | 4400 | - | - | - | - | - | - |
| Total Supplies and Materials | | - | - | - | - | - | - |

See accompanying note to supplementary information.

PERALTA COMMUNITY COLLEGE DISTRICT

**RECONCILIATION OF EDUCATION CODE SECTION 84362 (50 PERCENT LAW) CALCULATION, Continued
FOR THE YEAR ENDED JUNE 30, 2017**

| | Object/TOP Codes | ECS 84362 A Instructional Salary Cost AC 0100 - 5900 and AC 6110 | | | ECS 84362 B Total CEE AC 0100 - 6799 | | |
|---|---------------------|--|----------------------|-----------------|--|----------------------|-----------------|
| | | Reported Data | Audit Adjustments | Audited Data | Reported Data | Audit Adjustments | Audited Data |
| Other Operating Expenses and Services | 5000 | \$ - | \$ - | \$ - | \$ 3,152,916 | \$ - | \$ 3,152,916 |
| Capital Outlay | | | | | | | |
| Library Books | 6000 | - | - | - | - | - | - |
| Equipment | 6300 | - | - | - | - | - | - |
| Equipment - Additional | 6400 | - | - | - | - | - | - |
| Equipment - Replacement | 6410 | - | - | - | - | - | - |
| Total Equipment | | - | - | - | | | |
| Total Capital Outlay | | | | | | | |
| Other Outgo | 7000 | - | - | - | - | - | - |
| Total Exclusions | | 5,647,926 | - | 5,647,926 | 11,256,998 | - | 11,256,998 |
| Total for ECS 84362, 50 Percent Law | | \$ 67,034,618 | \$ - | \$ 67,034,618 | \$ 133,362,742 | \$ - | \$ 133,362,742 |
| Percent of CEE (Instructional Salary Cost/Total CEE) | | 50.26% | | 50.26% | 100.00% | | 100.00% |
| 50% of Current Expense of Education | | | | | \$ 66,681,371 | | \$ 66,681,371 |

See accompanying note to supplementary information.

PERALTA COMMUNITY COLLEGE DISTRICT

RECONCILIATION OF ANNUAL FINANCIAL AND BUDGET REPORT (CCFS-311) WITH AUDITED FUND BALANCE FOR THE YEAR ENDED JUNE 30, 2017

Summarized below are the fund balance reconciliations between the Annual Financial and Budget Report (CCFS-311) and the fund financial statements.

| | General Fund | Parcel Tax Fund | Child Development Fund |
|--|----------------------|---------------------|------------------------------|
| June 30, 2017, Annual Financial and Budget Report (CCFS-311) | | | |
| Reported Fund Balance | \$ 11,345,623 | \$ 1,292,636 | \$ 951,434 |
| Adjustments to Increase (Decrease) Fund Balance | | | |
| Due from other funds | - | - | - |
| Prepaid expenses | 280,192 | - | - |
| Accounts payable | 9,684,135 | (3,046) | (6,835) |
| Audited Fund Balance | <u>\$ 21,309,950</u> | <u>\$ 1,289,590</u> | <u>\$ 944,599</u> |

See accompanying note to supplementary information.

| Special Reserve Fund | Revenue Bond Project Fund | Student Body Center Fees Fund | Associated Students Fund |
|----------------------------|---------------------------------|-------------------------------------|--------------------------------|
| \$ 9,145,493 | \$ 64,724,174 | \$ 783,304 | \$ 379,196 |
| 5,707,844 | - | - | - |
| - | - | - | - |
| - | 13,762 | (184) | 25 |
| <u>\$ 14,853,337</u> | <u>\$ 64,737,936</u> | <u>\$ 783,120</u> | <u>\$ 379,221</u> |

PERALTA COMMUNITY COLLEGE DISTRICT

**PROPOSITION 30 EDUCATION PROTECTION ACT (EPA) EXPENDITURE REPORT
FOR THE YEAR ENDED JUNE 30, 2017**

| Activity Classification | Object Code | Unrestricted | | | |
|-----------------------------------|----------------------|--|---|--------------------------------------|---------------|
| EPA Proceeds: | 8630 | | | | \$ 16,150,782 |
| Activity Classification | Activity Code | Salaries and Benefits (Obj 1000-3000) | Operating Expenses (Obj 4000-5000) | Capital Outlay (Obj 6000) | Total |
| Instructional Activities | 1000-5900 | \$ 16,150,782 | | | 16,150,782 |
| Total Expenditures for EPA | | \$ 16,150,782 | - | - | \$ 16,150,782 |
| Revenues Less Expenditures | | | | | \$ - |

See accompanying note to supplementary information.

PERALTA COMMUNITY COLLEGE DISTRICT

**RECONCILIATION OF GOVERNMENTAL FUNDS
TO THE STATEMENT OF NET POSITION
JUNE 30, 2017**

**Amounts Reported for Governmental Activities in the Statement of
Net Position are Different Because:**

Total Fund Balance and Retained Earnings

| | |
|------------------------|---------------------|
| General Funds | \$ 21,309,950 |
| Special Revenue Funds | 17,087,526 |
| Debt Service Fund | 24,626,209 |
| Capital Projects Funds | 73,575,253 |
| Internal Service Fund | 145,331 |
| Fiduciary Funds | <u>(43,729,135)</u> |

**Total Fund Balance and Retained Earnings -
All District Funds**

\$ 93,015,134

Capital assets used in governmental activities are not financial resources and, therefore, are not reported as assets in governmental funds.

| | | |
|-------------------------------|----------------------|-------------|
| The cost of capital assets is | 719,839,559 | |
| Accumulated depreciation is | <u>(242,505,238)</u> | |
| Subtotal | | 477,334,321 |

The District has refunded debt obligations. The difference between the amount that was sent to escrow agent for the payment of the old debt and the actual remaining debt obligations will be amortized as an adjustment to interest expense amounted to:

17,202,534

In governmental funds, unmatured interest on long-term obligations is recognized in the period when it is due. On government-wide financial statements, unmatured interest (less the amount already recorded in the Deferred Comp Trust Fund) on long-term obligations is recognized when it is incurred.

(7,583,066)

In governmental funds, expenses related to Interest Rate SWAPs are recognized in the period in which they are due. On the government-wide financial statements, the SWAP liability is recognized when it is incurred.

(1,821,240)

Deferred outflows of resources related to pensions represent a consumption of net position in a future period and is not reported in the District's funds.

Deferred outflows of resources related to pensions at year end consist of:

| | |
|--|------------------|
| Pension contributions subsequent to measurement date | 11,129,298 |
| Net change in proportionate share of net pension liability | 1,877,618 |
| Differences between projected and actual earnings on pension plan investments | 14,556,057 |
| Differences between expected and actual experience in the measurement of the total pension liability | <u>2,293,625</u> |

Total Deferred Outflows of Resources Related to Pensions 29,856,598

See accompanying note to supplementary information.

PERALTA COMMUNITY COLLEGE DISTRICT

RECONCILIATION OF GOVERNMENTAL FUNDS TO THE STATEMENT OF NET POSITION, Continued JUNE 30, 2017

Deferred inflows of resources related to pensions represent an acquisition of net position that applies to a future period and is not reported in the District's funds.

Deferred inflows of resources related to pensions at year end consist of:

| | | |
|--|--------------------|----------------|
| Differences between expected and actual experience in the measurement of the total pension liability | \$ (1,927,351) | |
| Changes in assumptions | <u>(1,602,196)</u> | |
| Total Deferred Inflows of Resources Related to Pensions | | \$ (3,529,547) |

Long-term obligations at year end consist of:

| | | |
|---|--------------------|-------------------------------|
| General obligation bonds payable | 433,347,408 | |
| Premium on debt | 11,523,322 | |
| Load banking | 1,972,751 | |
| Net Other postemployment benefits obligation (OPEB) | 39,963,527 | |
| Compensated absences | 4,858,710 | |
| Aggregate net pension obligation | <u>132,337,898</u> | |
| Subtotal | | <u>(624,003,616)</u> |
| Total Net Position | | <u>\$ (19,528,882)</u> |

See accompanying note to supplementary information.

PERALTA COMMUNITY COLLEGE DISTRICT

**NOTE TO SUPPLEMENTARY INFORMATION
JUNE 30, 2017**

NOTE 1 - PURPOSE OF SCHEDULES

District Organization

This schedule provides information about the District's governing board members and administration members.

Schedule of Expenditures of Federal Awards

The accompanying Schedule of Expenditures of Federal Awards includes the Federal grant activity of the District and is presented on the modified accrual basis of accounting. The information in this schedule is presented in accordance with the requirements of Title 2 U.S. Code of Federal Regulations (Part 200), *Uniform Administrative Requirements, Cost Principles, and Audit Requirements for Federal Awards* (Uniform Guidance). Therefore, some amounts presented in this schedule may differ from amounts presented in, or used in the preparation of, the financial statements. The District has not elected to use the ten percent de minimis cost rate as covered in Section 200.414 Indirect (F&A) costs of the Uniform Guidance.

The following schedule provides reconciliation between revenues reported on the Statement of Revenues, Expenses, and Changes in Net Position – Primary Government and the related expenditures reported on the Schedule of Federal Awards.

| | <u>CFDA Number</u> | <u>Amount</u> |
|--|------------------------|----------------------|
| Total Federal Revenues From the Statement of Revenues, Expenses, and Changes in Net Position: | | \$ 37,075,973 |
| Veterans Administration Fees | 64.032 | 931 |
| Total Schedule of Expenditures of Federal Awards | | <u>\$ 37,076,904</u> |

Schedule of Expenditures of State Awards

The accompanying Schedule of Expenditures of State Awards includes the State grant activity of the District and is presented on the modified accrual basis of accounting. Therefore, some amounts presented in this schedule may differ from amounts presented in, or used in the preparation of, the financial statements. The information in this schedule is presented to comply with reporting requirements of the California State Chancellor's Office.

Schedule of Workload Measures for State General Apportionment Annual (Actual) Attendance

FTES is a measurement of the number of pupils attending classes of the District. The purpose of attendance accounting from a fiscal standpoint is to provide the basis on which apportionments of State funds, including restricted categorical funding, are made to community college districts. This schedule provides information regarding the annual attendance measurements of students throughout the District.

PERALTA COMMUNITY COLLEGE DISTRICT

NOTE TO SUPPLEMENTARY INFORMATION JUNE 30, 2017

Reconciliation of *Education Code* Section 84362 (50 Percent Law) Calculation

ECS 84362 requires the District to expend a minimum of 50 percent of the unrestricted General Fund monies on salaries of classroom instructors. This is reported annually to the State Chancellor's Office. This schedule provides a reconciliation of the amount reported to the State Chancellor's Office and the impact of any audit adjustments and/or corrections noted during the audit.

Reconciliation of Annual Financial and Budget Report (CCFS-311) With Audited Fund Balance

This schedule provides the information necessary to reconcile the fund balance of all funds reported on the Form CCFS-311 to the District's internal fund financial statements.

Proposition 30 Education Protection Act (EPA) Expenditure Report

This schedule provides the District's summary of receipts and uses of the monies received through the EPA.

Reconciliation of Governmental Funds to the Statement of Net Position

This schedule provides a reconciliation of the adjustments necessary to bring the District's internal fund financial statements, prepared on a modified accrual basis, to the entity-wide full accrual basis financial statements required under GASB Statements No. 34 and No. 35 business-type activities reporting model.

INDEPENDENT AUDITOR'S REPORTS



VAVRINEK, TRINE, DAY & CO., LLP
Certified Public Accountants

VALUE THE *difference*

**INDEPENDENT AUDITOR'S REPORT ON INTERNAL CONTROL OVER
FINANCIAL REPORTING AND ON COMPLIANCE AND OTHER MATTERS
BASED ON AN AUDIT OF FINANCIAL STATEMENTS PERFORMED IN
ACCORDANCE WITH *GOVERNMENT AUDITING STANDARDS***

Board of Trustees
Peralta Community College District
Oakland, California

We have audited, in accordance with auditing standards generally accepted in the United States of America and the standards applicable to financial audits contained in *Government Auditing Standards* issued by the Comptroller General of the United States, the financial statements of the business-type activities and the aggregate remaining fund information of Peralta Community College District (the District) as of and for the year ended June 30, 2017, and the related notes to the financial statements, which collectively comprise the District's basic financial statements, and have issued our report thereon dated December 22, 2017.

Emphasis of Matter - Change in Accounting Principles

As discussed in Note 17 to the financial statements, the accompanying financial statements reflect a certain change as a result of a correction to the beginning student receivables balance as of July 1, 2016. This change required a restatement of the beginning net position of the District. Our opinion was not modified with respect to this matter.

Internal Control Over Financial Reporting

In planning and performing our audit of the financial statements, we considered the District's internal control over financial reporting (internal control) to determine the audit procedures that are appropriate in the circumstances for the purpose of expressing our opinions on the financial statements, but not for the purpose of expressing an opinion on the effectiveness of the District's internal control. Accordingly, we do not express an opinion on the effectiveness of the District's internal control.

Our consideration of internal control was for the limited purpose described in the preceding paragraph of this section and was not designed to identify all deficiencies in internal control that might be material weaknesses or significant deficiencies and, therefore, material weaknesses or significant deficiencies may exist that have not been identified. However, as described in the accompanying Schedule of Findings and Questioned Costs, we identified a certain deficiency in internal control that we consider to be a material weakness.

A *deficiency in internal control* exists when the design or operation of a control does not allow management or employees, in the normal course of performing their assigned functions, to prevent, or detect and correct, misstatements on a timely basis. A *material weakness* is a deficiency, or a combination of deficiencies, in internal control such that there is a reasonable possibility that a material misstatement of the District's financial statements will not be prevented, or detected and corrected, on a timely basis. We consider the deficiency described in the accompanying Schedule of Findings and Questioned Costs as item 2017-001 to be a material weakness. See Finding 2017-001.

Compliance and Other Matters

As part of obtaining reasonable assurance about whether the District's financial statements are free from material misstatement, we performed tests of its compliance with certain provisions of laws, regulations, contracts, and grant agreements, noncompliance with which could have a direct and material effect on the determination of financial statement amounts. However, providing an opinion on compliance with those provisions was not an objective of our audit and, accordingly, we do not express such an opinion. The results of our tests disclosed no instances of noncompliance or other matters that are required to be reported under *Government Auditing Standards*.

We noted certain matters that we reported to management of the District in a separate letter dated December 22, 2017.

Peralta Community College District's Response to Finding

The District's response to the finding identified in our audit is described in the accompanying Schedule of Findings and Questioned Costs. The District's response was not subjected to the auditing procedures applied in the audit of the financial statements and, accordingly, we express no opinion on the response.

Purpose of This Report

The purpose of this report is solely to describe the scope of our testing of internal control and compliance and the results of that testing, and not to provide an opinion on the effectiveness of the District's internal control or on compliance. This report is an integral part of an audit performed in accordance with *Government Auditing Standards* in considering the District's internal control and compliance. Accordingly, this communication is not suitable for any other purpose.



Rancho Cucamonga, California
December 22, 2017



VAVRINEK, TRINE, DAY & CO., LLP
Certified Public Accountants

VALUE THE *difference*

**INDEPENDENT AUDITOR'S REPORT ON COMPLIANCE FOR
EACH MAJOR PROGRAM AND ON INTERNAL CONTROL
OVER COMPLIANCE REQUIRED BY THE UNIFORM GUIDANCE**

Board of Trustees
Peralta Community College District
Oakland, California

Report on Compliance for Each Major Federal Program

We have audited Peralta Community College District's (the District) compliance with the types of compliance requirements described in the *OMB Compliance Supplement* that could have a direct and material effect on each of the District's major Federal programs for the year ended June 30, 2017. The District's major Federal programs are identified in the Summary of Auditor's Results section of the accompanying Schedule of Findings and Questioned Costs.

Management's Responsibility

Management is responsible for compliance with the Federal statutes, regulations, and the terms and conditions of its Federal awards applicable to its Federal programs.

Auditor's Responsibility

Our responsibility is to express an opinion on compliance for each of the District's major Federal programs based on our audit of the types of compliance requirements referred to above. We conducted our audit of compliance in accordance with auditing standards generally accepted in the United States of America; the standards applicable to financial audits contained in *Government Auditing Standards*, issued by the Comptroller General of the United States; and the audit requirements of Title 2 U.S. Code of Federal Regulations Part 200, *Uniform Administrative Requirements, Cost Principles, and Audit Requirements for Federal Awards* (Uniform Guidance). Those standards and the Uniform Guidance require that we plan and perform the audit to obtain reasonable assurance about whether noncompliance with the types of compliance requirements referred to above that could have a direct and material effect on a major Federal program occurred. An audit includes examining, on a test basis, evidence about the District's compliance with those requirements and performing such other procedures as we considered necessary in the circumstances.

We believe that our audit provides a reasonable basis for our opinion on compliance for each major Federal program. However, our audit does not provide a legal determination of the District's compliance.

Opinion on Each Major Federal Program

In our opinion, the District complied, in all material respects, with the types of compliance requirements referred to above that could have a direct and material effect on each of its major Federal programs for the year ended June 30, 2017.

Report on Internal Control Over Compliance

Management of the District is responsible for establishing and maintaining effective internal control over compliance with the types of compliance requirements referred to above. In planning and performing our audit of compliance, we considered the District's internal control over compliance with the types of requirements that could have a direct and material effect on each major Federal program to determine the auditing procedures that are appropriate in the circumstances for the purpose of expressing an opinion on compliance for each major Federal program and to test and report on internal control over compliance in accordance with the Uniform Guidance, but not for the purpose of expressing an opinion on the effectiveness of internal control over compliance. Accordingly, we do not express an opinion on the effectiveness of the District's internal control over compliance.

A deficiency in internal control over compliance exists when the design or operation of a control over compliance does not allow management or employees, in the normal course of performing their assigned functions, to prevent, or detect and correct, noncompliance with a type of compliance requirement of a Federal program on a timely basis. *A material weakness in internal control over compliance* is a deficiency, or combination of deficiencies, in internal control over compliance, such that there is a reasonable possibility that material noncompliance with a type of compliance requirement of a Federal program will not be prevented, or detected and corrected, on a timely basis. *A significant deficiency in internal control over compliance* is a deficiency, or a combination of deficiencies, in internal control over compliance with a type of compliance requirement of a Federal program that is less severe than a material weakness in internal control over compliance, yet important enough to merit attention by those charged with governance.

Our consideration of internal control over compliance was for the limited purpose described in the first paragraph of this section and was not designed to identify all deficiencies in internal control over compliance that might be material weaknesses or significant deficiencies. We did not identify any deficiencies in internal control over compliance that we consider to be material weaknesses. However, material weaknesses may exist that have not been identified.

The purpose of this report on internal control over compliance is solely to describe the scope of our testing of internal control over compliance and the results of that testing based on the requirements of the Uniform Guidance. Accordingly, this report is not suitable for any other purpose.



Rancho Cucamonga, California
December 22, 2017



VAVRINEK, TRINE, DAY & CO., LLP
Certified Public Accountants

VALUE THE *difference*

INDEPENDENT AUDITOR'S REPORT ON STATE COMPLIANCE

Board of Trustees
Peralta Community College District
Oakland, California

Report on State Compliance

We have audited Peralta Community College District's (the District) compliance with the types of compliance requirements as identified in the California Community Colleges Chancellor's Office *District Audit Manual* issued in March 2017 that could have a direct and material effect on each of the District's programs as noted below for the year ended June 30, 2017.

Management's Responsibility

Management is responsible for compliance with the requirements of State laws and regulations, and the terms and conditions identified in the California Community Colleges Chancellor's Office *District Audit Manual* issued in March 2017.

Auditor's Responsibility

Our responsibility is to express an opinion on compliance of each of the District's State programs based on our audit of the types of compliance requirements referred to above. We conducted our audit in accordance with auditing standards generally accepted in the United States of America; the standards applicable to financial audits contained in *Government Auditing Standards*, issued by the Comptroller General of the United States; and the standards and procedures identified in the California Community Colleges Chancellor's Office *District Audit Manual* issued in March 2017. These standards require that we plan and perform the audit to obtain reasonable assurance about whether noncompliance with the compliance requirements referred to above could have a material effect on the applicable programs noted below. An audit includes examining, on a test basis, evidence about the District's compliance with those requirements and performing such procedures as we consider necessary in the circumstances. We believe that our audit provides a reasonable basis for our opinion. Our audit does not provide a legal determination of the District's compliance with those requirements.

Basis for Qualified Opinion

As described in the accompanying Schedule of Findings and Questioned Costs, the District did not comply with requirements regarding Section 424 – State General Apportionment Funding System (finding 2017-002). Compliance with such requirements is necessary, in our opinion, for the District to comply with the requirements applicable to that program.

Qualified Opinion

In our opinion, except for the noncompliance described in the Basis for Qualified Opinion paragraph, the District complied, in all material respects, with the types of compliance requirements referred to above for the year ended June 30, 2017.

Unmodified Opinion for Each of the Other Programs

In our opinion, the District complied, in all material respects, with the compliance requirements referred to above that are applicable to the programs noted below that were audited for the year ended June 30, 2017, except as described in the State Awards Findings and Questioned Costs section of the accompanying Schedule of Findings and Questioned Costs.

In connection with the audit referred to above, we selected and tested transactions and records to determine the District's compliance with State laws and regulations applicable to the following:

| | |
|-------------|--|
| Section 421 | Salaries of Classroom Instructors (50 Percent Law) |
| Section 423 | Apportionment for Instructional Service Agreements/Contracts |
| Section 424 | State General Apportionment Funding System |
| Section 425 | Residency Determination for Credit Courses |
| Section 426 | Students Actively Enrolled |
| Section 427 | Dual Enrollment of K-12 Students in Community College Credit Courses |
| Section 428 | Student Equity |
| Section 429 | Student Success and Support Program (SSSP) |
| Section 430 | Schedule Maintenance Program |
| Section 431 | Gann Limit Calculation |
| Section 435 | Open Enrollment |
| Section 439 | Proposition 39 Clean Energy |
| Section 440 | Intersession Extension Programs |
| Section 475 | Disabled Student Programs and Services (DSPS) |
| Section 479 | To Be Arranged Hours (TBA) |
| Section 490 | Proposition 1D and 51 State Bond Funded Projects |
| Section 491 | Proposition 55 Education Protection Account Funds |

The District did not offer an Intersession program; therefore, the compliance tests within this section were not applicable.

The District did not offer any To Be Arranged Hours (TBA) classes; therefore, the compliance test within this section were not applicable.

The District did not receive any funding for Proposition 1D or 51 State Bond Funded Projects; therefore, the compliance test within this section were not applicable.

The District's response to the finding identified in our audit is described in the accompanying Schedule of Findings and Questioned Costs. We did not audit the District's response and, accordingly, we express no opinion on the response.

Vavineck Tume Day & Co. LLP

Rancho Cucamonga, California
December 22, 2017

SCHEDULE OF FINDINGS AND QUESTIONED COSTS

PERALTA COMMUNITY COLLEGE DISTRICT

**SUMMARY OF AUDITOR'S RESULTS
FOR THE YEAR ENDED JUNE 30, 2017**

FINANCIAL STATEMENTS

| | |
|---|----------------------|
| Type of auditor's report issued: | <u>Unmodified</u> |
| Internal control over financial reporting: | |
| Material weaknesses identified? | <u>Yes</u> |
| Significant deficiencies identified? | <u>None reported</u> |
| Noncompliance material to financial statements noted? | <u>No</u> |

FEDERAL AWARDS

| | |
|--|---|
| Internal control over major Federal programs: | |
| Material weaknesses identified? | <u>No</u> |
| Significant deficiencies identified? | <u>None reported</u> |
| Type of auditor's report issued on compliance for major Federal programs: | <u>Unmodified</u> |
| Any audit findings disclosed that are required to be reported in accordance with Section 200.516(a) of the Uniform Guidance? | <u>No</u> |
| Identification of major Federal programs: | |
| <u>CFDA Numbers</u> | <u>Name of Federal Program or Cluster</u> |
| 84.063, 84.007, 84.033, | |
| <u>84.268</u> | <u>Student Financial Assistance Cluster</u> |
| Dollar threshold used to distinguish between Type A and Type B programs: | <u>\$ 1,112,307</u> |
| Auditee qualified as low-risk auditee? | <u>No</u> |

STATE AWARDS

| | |
|---|--|
| Type of auditor's report issued on compliance for State programs: | <u>Qualified</u> |
| Unmodified for all State programs except for the following State programs which were qualified: | |
| | <u>Name of State Program</u> |
| | <u>Section 424 - State General Apportionment</u> |
| | <u>Funding System</u> |

PERALTA COMMUNITY COLLEGE DISTRICT

FINANCIAL STATEMENT FINDINGS AND RECOMMENDATIONS FOR THE YEAR ENDED JUNE 30, 2017

The following finding represents a material weaknesses and/or instance of noncompliance related to the financial statements that are required to be reported in accordance with *Government Auditing Standards*.

2017-001 Financial Statement Reconciliations

Criteria or Specific Requirement

The accounting system used to record the financial affairs of any community college district shall be in accordance with the definitions, instructions, and procedures published in the California Community Colleges *Budget and Accounting Manual* (BAM). Colleges are also required to present their financial statements in accordance with generally accepted accounting principles (GAAP).

Condition

Material Weakness - As noted in the prior year, errors were made within the closing process of the District's financial records as of June 30, 2017. Material adjustments and reclassifications were required to conform to the BAM and GAAP. Errors were found in various accounts including, but not limited to:

- Accounts payable balances were not properly cleared from the prior year, and ending amounts including suspense accounts were not being reconciled correctly.
- Prepaid expenditures were not being properly reconciled at year end. Amounts that were paid subsequent to year end were being accrued for as prepaid.
- Capital assets were not being properly accounted for during the year, and Construction in Progress related accounts were not being reconciled at year end.
- Receivable and unearned revenue balances were not being properly reviewed and reconciled.

Questioned Costs

Material adjustments to the financial statements were reviewed with management and accepted for posting. No questioned costs were associated with this finding.

Context

Adjustments to the District's net position were noted as follow:

- Accounts payable balances were adjusted by \$9,687,857.
- Prepaid expenditures balances were adjusted by \$280,192.
- Due from other funds were adjusted by \$5,707,844.

Also, there were several reclassification entries posted to ensure correct classification of account balances.

PERALTA COMMUNITY COLLEGE DISTRICT

FINANCIAL STATEMENT FINDINGS AND RECOMMENDATIONS FOR THE YEAR ENDED JUNE 30, 2017

Effect

Material adjustments to the general ledger were proposed as a result of audit procedures. These adjustments were accepted by management to ensure the financial statements were presented fairly.

Cause

The oversight and monitoring controls over the asset and liability accounts and the closing process appear not to have been adhered to.

Recommendation

As part of the closing process, the District should develop a procedure to review all accruals recorded in the governmental funds to ensure accuracy and correct recording of account balances. Carry-over balances from prior years should be analyzed to determine if the transaction still represents a valid liability. The District should perform a reconciliation of all suspense accounts to ensure they are being properly accounted for.

Management's Response and Corrective Action Plan

A temporary reassignment of the Senior Accountant position from District Finance to one of the Peralta colleges at the end of fiscal year 2016-2017 created a gap in financial reconciliation responsibilities. The reassignment is expected to conclude around March of fiscal year 2017-2018, which will close the financial reconciliation responsibility gap. Moreover, additional training will be provided to Finance staff tasked with reconciliation of A/P, A/R, cash, and capital assets. Quarterly and Yearly close procedures will include an indicator of completion of reconciliation tasks, initialed and dated by either the Senior Accountant or Director of Fiscal Services.

PERALTA COMMUNITY COLLEGE DISTRICT

**FEDERAL AWARDS FINDINGS AND QUESTIONED COSTS
FOR THE YEAR ENDED JUNE 30, 2017**

None reported.

PERALTA COMMUNITY COLLEGE DISTRICT

STATE AWARDS FINDINGS AND QUESTIONED COSTS FOR THE YEAR ENDED JUNE 30, 2017

The following finding represents an instance of noncompliance and/or questioned costs relating to State program laws and regulations.

2017-002 424 - State General Apportionment Funding System (Calculation of Contact Hours)

Criteria or Specific Requirement

California Code of Regulations, Title 5, Section 58023 and the *Student Attendance Accounting Manual* published by the California Community Colleges Chancellor's Office state that the "class hour" is the basic unit of attendance for computing full-time equivalent student (FTES). It is a period of not less than 50 minutes of scheduled instruction and/or examination. A class scheduled for less than a single 50-minute period is not eligible for apportionment. For purposes of computing full-time equivalent student (FTES), a class hour is commonly referred to as a "contact hour" or Student Contact Hour" (SCH).

Condition

Of our sample, the District incorrectly calculated four out of twenty-five daily and four out of twenty-five weekly census based courses selected for audit re-calculation obtained from the P-2 CCFS-320 report.

Questioned Costs

The District performed a 100 percent re-calculation and was reviewed by the auditor and noted the District's P2 and Annual CCFS-320 reports were over-stated by 14.13 credit FTES. 12.97 was related to Residents and 1.16 was Nonresidents. The over-reporting was at Berkley City College of 3.91 (3.29 Residents and .62 Nonresidents), College of Alameda .63 (.61 Residents and .02 Nonresidents), Laney College 3.59 (3.31 Residents and .28 Nonresidents), and Merritt College 6.00 (5.76 Residents and .24 Nonresidents).

Context

The condition identified was determined through the re-calculation of contact hours of twenty-five daily census based courses and twenty-five weekly census based courses.

Effect

The District has over-reported FTES for contact hours based on the re-calculation of the contact hours. The District performed a 100 percent audit of the specific course types identified below and arrived at a total over-statement of 14.13 credit FTES (5.93 weekly courses and 7.04 daily courses).

Cause

In inputting the course into the District's PeopleSoft system, courses having a lecture portion of less than 50 minutes were included to calculate partial contact hours to the portion of the course falling below the 50 minute minimum.

PERALTA COMMUNITY COLLEGE DISTRICT

STATE AWARDS FINDINGS AND QUESTIONED COSTS FOR THE YEAR ENDED JUNE 30, 2017

Recommendation

It is recommended that the District review the calculation of hours claimed for State apportionment purposes and program. In addition, the District should monitor how a course is input into the system to ensure an accurate calculation of contact hours. After re-calculating the hours affected, the District should re-submit the CCFS-320 Annual Report of Attendance for the 2016-2017 fiscal year.

Management's Response and Corrective Action Plan

The District agrees with the finding and will review the calculation of hours claimed for State apportionment purposes. In addition, the District will monitor courses that are input into the system to ensure an accurate calculation of contact hours. The District will re-calculate the financial impact of the hours affected and will re-submit the CCFS-320 Annual Report of Attendance for the 2016-2017 fiscal year.

PERALTA COMMUNITY COLLEGE DISTRICT

SUMMARY SCHEDULE OF PRIOR AUDIT FINDINGS FOR THE YEAR ENDED JUNE 30, 2017

Except as specified in previous sections of this report, summarized below is the current status of all audit findings reported in the prior year's Schedule of Findings and Questioned Costs.

FINANCIAL STATEMENT FINDINGS

2016-001 Financial Reconciliations

Criteria or Specific Requirement

The accounting system used to record the financial affairs of any community college district shall be in accordance with the definitions, instructions, and procedures published in the California Community Colleges *Budget and Accounting Manual* (BAM). Colleges are also required to present their financial statements in accordance with generally accepted accounting principles (GAAP).

Condition

Material Weakness - As noted in the prior year, errors were made within the closing process of the District's financial records as of June 30, 2016. Material adjustments and reclassifications were required to conform to the BAM and GAAP. Errors were found in various accounts including, but not limited to:

- Accounts receivable and payable beginning balances were not properly cleared during the current year.
- Several accounts receivable, inter-fund borrowing accounts, and cash balances had negative ending amounts due to reconciliations not being performed.
- Several suspense accounts that are recorded on the general ledger were not properly reconciled at year end.
- There are several transactions that were posted to accounts payable and prepaid expenses. The majority of these amounts were not properly reconciled from the suspense account to accounts payable. There were also amounts related to the 2016-2017 fiscal year.
- The State apportionment revenue was not properly reconciled to take into account the actual receipts and activity in accounts impacting the State apportionment revenue.
- Amounts owing between funds of the District were not appropriately monitored and reconciled during the year. Inter-fund obligations, in some instances, were not properly set up in both funds to recognize the activity and, in other instances, may have been cleared within one fund, but not in the corresponding fund.
- Capital asset account balance was incorrectly stated. Prior year balances included a negative amount in work in process for projects that could not be identified. Repairs and maintenance costs that were below the threshold and not considered capital assets were being incorrectly included in the construction in progress account.

PERALTA COMMUNITY COLLEGE DISTRICT

SUMMARY SCHEDULE OF PRIOR AUDIT FINDINGS FOR THE YEAR ENDED JUNE 30, 2017

Questioned Costs

Material adjustments to the financial statements were reviewed with management and accepted for posting. No questioned costs were associated with this finding.

Context

The District maintains individual funds with asset and liability balances subject to the reconciliation process. The net impact to the individual funds is included on page 81 of this report.

Effect

Many material adjustments to the general ledger were proposed as a result of the audit procedures. These adjustments were accepted by management to ensure the financial statements were presented fairly.

Cause

The oversight and monitoring controls over the individual asset and liability accounts and the closing process appear not to have been adhered to.

Recommendation

The District needs to develop a closing procedure calendar at year end to ensure that all information is prepared, reviewed, and reconciled prior to the closing of the general ledger. All inter-fund activity accounts should be examined and investigated to determine the purpose of the inter-fund borrowings, the true amount owed to various funds, and to ensure that the accounts balance. A regular and timely reconciliation of the asset and liability accounts should be performed with any inconsistencies reconciled and adjusted prior to year end.

Current Status

Not implemented. See current year finding 2017-001.

2016-002 Student Receivables

Criteria or Specific Requirement

Generally accepted accounting principles require an analysis and accounting of accounts receivables for collectability and valuation.

PERALTA COMMUNITY COLLEGE DISTRICT

SUMMARY SCHEDULE OF PRIOR AUDIT FINDINGS FOR THE YEAR ENDED JUNE 30, 2017

Condition

Significant Deficiency - Balances within the student receivables have not been reviewed as to their collectability for some time. As students attend Peralta Community College District and then transfer or move on to other institutions, the balance owing may not be 100 percent collectable. An Allowance for Doubtful Accounts will provide the ability to properly value the balance outstanding while also allowing for the collectability of the accounts in future years.

Questioned Costs

None.

Context

The student receivable balance at June 30, 2016, is approximately \$8.6 million.

Effect

The ability to collect all amounts owed to the District for student tuition and fees may be in jeopardy for amounts that are over two years old.

Cause

The District has not implemented a procedure to analyze the collectability of these balances.

Recommendation

An analysis of the student receivables should be completed as soon as possible. Invoices should be sent out to the student's last known address for collection of the amount owed. The State of California also offers the CO-TOP payment collection process whereby collections may be made from State income tax refunds and other State sources for the repayment of the obligation. The District should explore the opportunity for collection through this process.

Current Status

Implemented.

PERALTA COMMUNITY COLLEGE DISTRICT

SUMMARY SCHEDULE OF PRIOR AUDIT FINDINGS FOR THE YEAR ENDED JUNE 30, 2017

FEDERAL AWARDS FINDINGS

2016-003 SPECIAL TESTS AND PROVISIONS - RETURN TO TITLE IV FUNDS

CAMPUS: MERRITT COLLEGE AND LANEY COLLEGE

Program Name: Student Financial Assistance Cluster
CFDA Numbers: 84.007, 84.033, 84.063, and 84.268
Direct funded by U.S. Department of Education
Federal Agency: U.S. Department of Education

Criteria or Specific Requirement

OMB Compliance Supplement, 34 CFR Section 668.173(b): Timing of Return of Title IV Funds

Return of Title IV funds are required to be deposited or transferred into the Student Financial Assistance (SFA) account or electronic funds transfer initiated to ED as soon as possible, but no later than 45 days after the date the institution determines that the student withdrew. Returns by check are late if the check is issued more than 45 days after the institution determined the student withdrew, or the date on the cancelled check shows the check was endorsed more than 60 days after the date the institution determined that the student withdrew.

Condition

Significant Deficiency - The District's portion of the Return to Title IV funds was not returned within the 45 day requirement.

Questioned Costs

There were no questioned costs associated to the noncompliance. The District did return the funds; however, they were not returned within the 45 day requirement.

Context

There were three students out of 20 students tested at Merritt College where the District's portion of the Return to Title IV funds was not returned within the 45 day requirement. There were two students out of 12 students tested at Laney College where the District's portion of the Return to Title IV funds was not returned within the 45 day requirement.

Effect

Without proper monitoring of Title IV returns, the District risks noncompliance with the above referenced criteria.

PERALTA COMMUNITY COLLEGE DISTRICT

SUMMARY SCHEDULE OF PRIOR AUDIT FINDINGS FOR THE YEAR ENDED JUNE 30, 2017

Cause

The District has not implemented policies and procedures to monitor the Return to Title IV funds.

Recommendation

The District should implement procedures to ensure that the Return to Title IV funds occurs within 45 days from the date the District determines the student withdrew from all classes.

Current Status

Implemented.

2016-004 REPORTING - COMMON ORIGINATION AND DISBURSEMENT (COD)

CAMPUS: MERRITT COLLEGE

Federal Program Affected

Program Name: Student Financial Assistance Cluster
CFDA Numbers: 84.007, 84.033, 84.063, and 84.268
Direct funded by U.S. Department of Education
Federal Agency: U.S. Department of Education

Criteria or Specific Requirement

OMB Compliance Supplement, 34 CFR Section 690.83: Submission of reports, Disbursements To or On Behalf of Students.

Schools submit Pell origination records and disbursements records to the COD. Origination records can be sent well in advance of any disbursements, as early as the school chooses to submit them, for any student the school reasonably believes will be eligible for a payment. A school follows up with a disbursement record for that student no more than 30 days before a disbursement is to be paid. The disbursement records report the actual disbursement date and the amount of the disbursement. ED processes origination and/or disbursement records and returns acknowledgments to the school. Institutions must report student payment data within 30 calendar days after the school makes a payment; or becomes aware of the need to make an adjustment to previously reported student payment data or expected student payment data.

Condition

Significant Deficiency - During our review of the requirements for disbursement to or on behalf of students processed at the College, it was observed that the process dates reported in the COD files were more than 30 calendar days after the disbursement dates reported in the COD files in the District's financial records for the Fall and Spring semesters. Three students, of the 40 students tested, had transactions processed in excess of 30 days.

PERALTA COMMUNITY COLLEGE DISTRICT

SUMMARY SCHEDULE OF PRIOR AUDIT FINDINGS FOR THE YEAR ENDED JUNE 30, 2017

Questioned Costs

There were no questioned costs associated to the noncompliance.

Context

The District processed and reported approximately \$32,223,610 in Pell grants during the year.

Effect

The District is not in compliance with the Federal requirements described in the OMB Compliance Supplement.

Cause

The District did not follow up on student files that were rejected by COD on a timely basis.

Recommendation

The District should implement review procedures to verify that all information is properly reported and in compliance with Federal guidelines.

Current Status

Implemented.

STATE AWARDS FINDINGS

2016-005 426 - STUDENTS ACTIVELY ENROLLED

Criteria or Specific Requirement

The Community Colleges *Student Attendance Accounting Manual* requires districts to have sufficient internal controls over attendance accounting procedures to ensure that all teachers are taking attendance and that they are clearing the rolls of all inactive students as of census day.

For attendance accounting purposes, districts are required to clear the rolls of all inactive students as of each course section's drop date. The drop date shall be no later than the end of business of the day immediately preceding the beginning of the census week in weekly census procedure courses, or the day immediately preceding census day in daily census procedure courses, and is the date used to clear the rolls of the inactive enrollment for attendance accounting purposes. For noncredit distance learning courses, the drop date to clear the rolls of inactive students shall be the day prior to each of the two census dates.

PERALTA COMMUNITY COLLEGE DISTRICT

SUMMARY SCHEDULE OF PRIOR AUDIT FINDINGS FOR THE YEAR ENDED JUNE 30, 2017

Condition

For weekly census classes, attendance is to be taken by teachers before the census date. The date will then appear on the Admissions and Records (A&R) roster verification report (online roster) as the "census submit date". Testing revealed many online rosters did not have a date listed for the census submit date. This meant that the teacher had not taken attendance. Thus, all students who had not dropped were recognized as being in class and FTES were generated for those students.

Courses selected for testing show discrepancies between attendance reported on manual and online rosters. Various students were noted as dropped per manual rosters, but not per the online submission. These courses happen to be those which have evidence of manual rosters received by A&R and no evidence of online rosters submitted by instructors. By default, A&R should rely upon manually submitted/certified rosters for attendance records.

Courses selected for testing show that students being dropped on census dates were claimed for attendance for courses where rosters were not cleared until census date.

One course tested showed no evidence of a manual roster, nor of attendance submitted by the instructor online; however, contact hours were still claimed on the CCFS-320 Apportionment Attendance Report.

Questioned Costs

Undetermined at this time.

Context

The District reported 13,175 in FTES related to weekly courses.

Effect

Due to instructors not properly taking roll, and manual and online rosters not agreeing, the attendance submitted on the CCFS-320 Apportionment Attendance Report of the District discrepancies were noted in the calculations. This may also affect the financial aid given to students as their awards will be based on more units than they have.

Cause

The oversight controls within the campuses' admissions and records process were not operating effectively, resulting in not monitoring whether teachers turned in their attendance documents.

Recommendation

The District needs to manually go through all census rosters and verify that the information submitted in the CCFS-320 Apportionment Attendance Report is properly supported.

PERALTA COMMUNITY COLLEGE DISTRICT

SUMMARY SCHEDULE OF PRIOR AUDIT FINDINGS FOR THE YEAR ENDED JUNE 30, 2017

Current Status

Implemented.

2016-006 STATE GENERAL APPORTIONMENT FUNDING SYSTEM

Criteria or Specific Requirement

California Code of Regulations, Title 5, Section 58023, and the *Student Attendance Accounting Manual* state that the number of contact hours claimed for FTES apportionment must be based on the regularly scheduled hours for each class as published in the official schedule of classes, and not on the total number of contact hours listed on the course outline of record or college catalog.

Condition

Daily contact hours: Of the 89 courses selected for audit re-calculation for the fiscal year from the P-2 CCFS-320 Apportionment Attendance Report, nine courses were not calculated correctly based on prescribed guidance from the *Student Attendance Accounting Manual*. In addition, one course did not meet the criteria for the minimum number of session meetings in order to be counted for FTES reporting. Also, two courses were identified as not listed in the course catalog. Also, five hybrid courses with lab hours were not properly identified in the course catalog.

Questioned Costs

Undetermined at this time.

Context

See Condition for Context and total population.

Effect

The District has over-reported FTES for contact hours based on the re-calculation of the contact hours.

Cause

The District does not have proper procedures in place for monitoring the daily contact hour calculation and ensuring contact hours are appropriately and accurately calculated for reporting on the CCFS-320 Apportionment Attendance Report. In addition, the District does not have sufficient procedures in place for ensuring when instructors make changes to courses and meeting times that those changes are accurately updated in the attendance module of the system for accurate reporting of meeting times and contact hours.

PERALTA COMMUNITY COLLEGE DISTRICT

SUMMARY SCHEDULE OF PRIOR AUDIT FINDINGS FOR THE YEAR ENDED JUNE 30, 2017

Recommendation

The District should review the calculation of hours claimed for State apportionment purposes and re-program the system to include the actual approved hours for the course type and meetings. After re-calculating the hours affected, the District should re-submit the CCFS-320 Apportionment Attendance Report for the 2015-2016 fiscal year.

Current Status

Not implemented. See current year finding 2017-002.